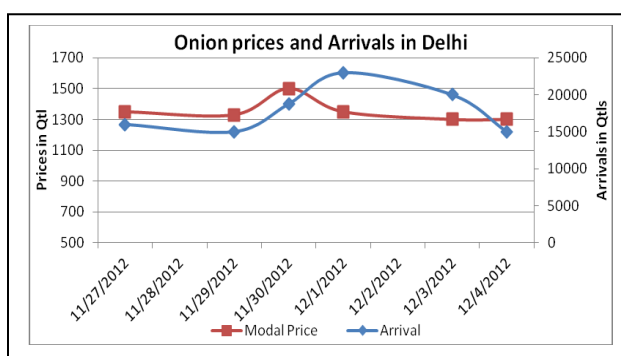
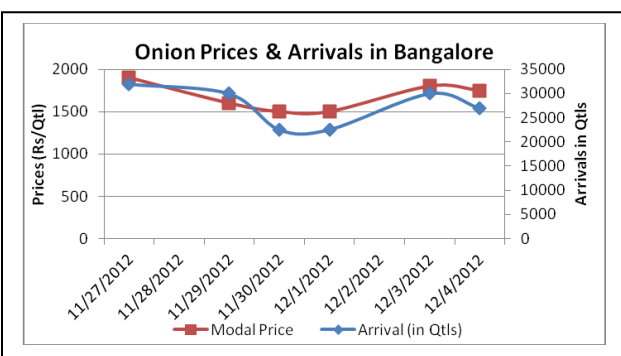
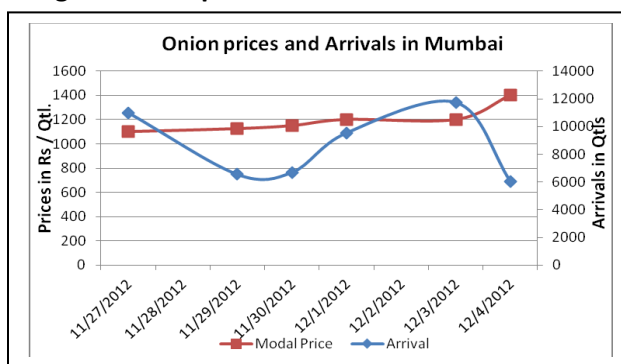
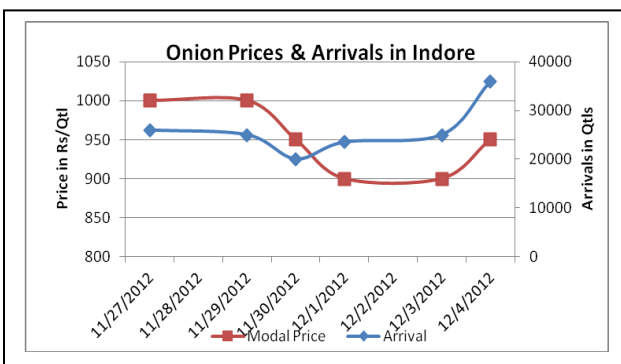


Onion Fundamentals:

- In Lasalgaon market both fresh and stocked onion are arriving in market which are contributing approximately 40% and 60% respectively.
- Pune market is closed in protest of State Govt's decision to reduce the "Aarth" from 8% to 6% on vegetables including onions.
- Harvesting of kharif onion in Maharashtra, Gujarat and M.P has started and arrivals are increasing day by day and expected to be in full swing during mid December 2012.
- Harvesting of kharif onion in northern states like Punjab, U.P and Bihar are expected to be started from 2nd week of December.
- Meanwhile in retail market prices are hovering in the range of Rs 1000/ quintal to Rs 2700/ quintal. Maximum prices are being fetched by fresh onion which is mainly arriving in market from Maharashtra, Rajasthan and M.P region.

Onion Prices & Arrivals in Producing & Consumption Centers



(Source: AGRIWATCH)

Onion Prices & Arrivals in Major Mandis as on 04/12/2012

Mandi	Lasalgaon	Pimpalgaon	Pune	Mumbai	Indore	Bangalore	Belgaum
Price (in Qtl)	1000-1100	1350-1400	Closed	1000-1800	500-1400	1400-2100	700-1700
Arrivals (in Qtl)	9000	14000	Closed	6050	36000	27000	9000

Onion Prices & Arrivals in Major Mandis as on 03/12/2012

Mandi	Lasalgaon	Pimpalgaon	Pune	Mumbai	Indore	Bangalore	Belgaum
Price (in Qtl)	950	1250-1350	Closed	800-1500	500-1300	1600-2000	700-1700

Arrivals (in Qtl)	15000	20000	Closed	11740	25000	30000	9000
-------------------	-------	-------	--------	-------	-------	-------	------

(Source: AGRIWATCH)

Onion Prices in major markets – Mandi vs. Retail as on 4th December 2012

Centre Name	Min. Price (Rs/Qtl)	Max Price (Rs/Qtl)	Modal Price (Rs/Qtl)	Arrival (MT.)	Retail Price (Rs/Qtl)
ABOHAR	930	1250	1090	75	2000
AGRA	1050	1140	1095	135	2000
AHMEDABAD	500	1250	875	227	1700
AMRITSAR	1200	1400	1300	140	2000
BANGALORE	1800	2000	1900	1200	2500
BARAUT	1100	1200	1150	2	1600
CHANDIGARH	850	1200	1025	75	1800
CHENNAI	1800	2200	2000	480	2400
DELHI	1050	1687	1368	1421	2000
GANGATOK	1800	2000	1900	3	2700
GUWAHATI	1800	2100	2060	100	2600
HYDERABAD	600	900	800	65	1000
JAIPUR	1400	1500	1460	633	2000
JAMMU	1600	1800	1700	72	2200
KOLKATA	1500	2000	1750	1744	2500
LUCKNOW	850	950	900	25	1300
PATNA	1300	1700	1500	40	2400
RAIPUR	1250	1600	1400	34	2000
RANCHI	1400	1800	1600	160	2200
SHIMLA	1600	1800	1700	12	2200
SRINAGAR	1600	1900	1800	120	2000
SURAT	1000	1200	1100	240	2000
TRIVANDRUM	1800	2200	2000	30	2700

(Source: NHB)

Disclaimer

The information contained in this document has been compiled by Agriwatch from sources believed to be reliable, such as NHB, Agmarknet, etc. and directly from traders in mandis. However, users of this data are requested to use the information with due caution and crosscheck with other sources. This document is not, and should not be construed as an offer to sell or buy any commodities. This document may not be reproduced, distributed or published without the express consent of SFAC