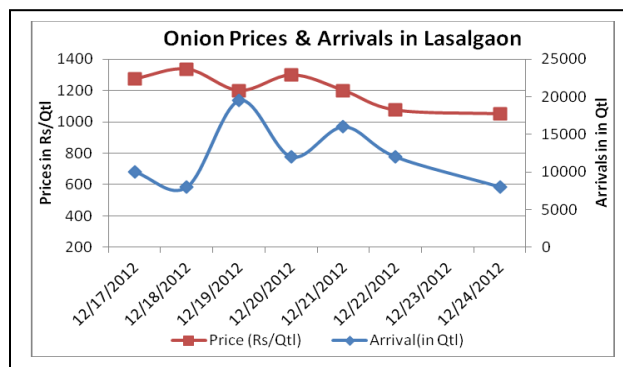
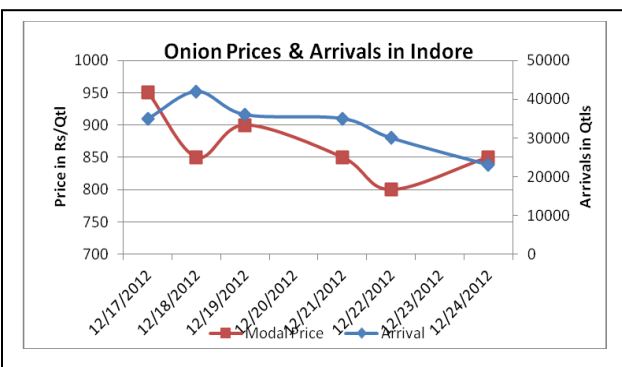
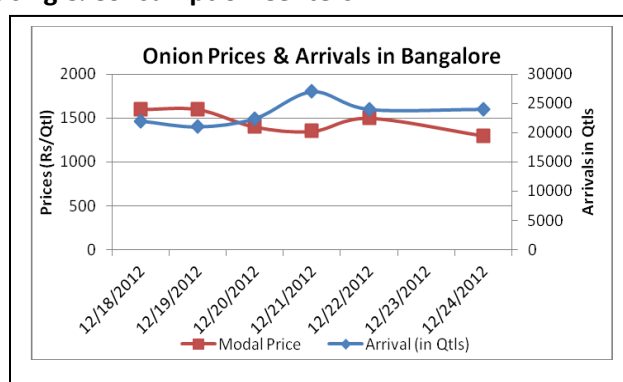
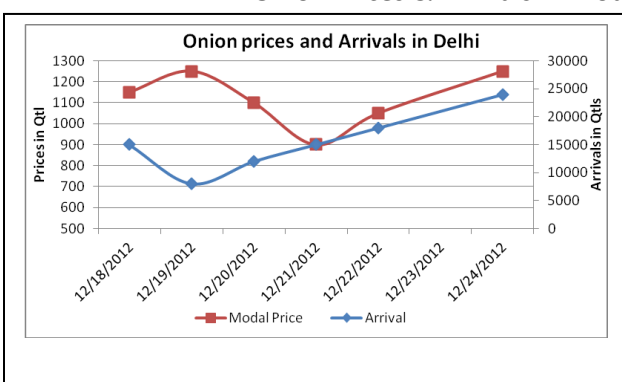


Onion Fundamentals:

- According to trade sources, approximately 2500-3000 ton of onion is being exported to Dubai, Singapore and Malaysia on a weekly basis. But it is expected that export may remain stable throughout the week as domestic prices are high.
- In Delhi onion is coming from Khairthal (Rajasthan), Kolhapur (Maharashtra) and Nasik region. Prices and arrivals are increasing continuously from last 2-3 days because of higher demand in market. Prices have increased to Rs 1250 from Rs 950 per quintal.
- According to trade sources in Maharashtra, arrivals have decreased compared to previous year. This is due to drop in kharif onion production. This is getting reflected in the prices which are high.

Onion Prices & Arrivals in Producing & Consumption Centers



(Source: AGRIWATCH)

Onion Prices & Arrivals in Major Mandis as on 24/12/2012

Mandi	Lasalgaon	Pimpalgaon	Pune	Mumbai	Indore	Bangalore	Belgaum
Price (in Qtl)	1000-1100	1100-1150	1000-1400	1350	500-1200	1200-1400	900-1900
Arrivals (in Qtl)	8000	14000	8500	9000	23000	24000	5000

Onion Prices & Arrivals in Major Mandis as on 22/12/2012

Mandi	Lasalgaon	Pimpalgaon	Pune	Mumbai	Indore	Bangalore	Belgaum
Price (in Qtl)	1050-1100	Closed	Closed	1100-1600	500-1100	1400-1600	900-1900
Arrivals (in Qtl)	12000	Closed	Closed	10200	30000	24000	5000

(Source: AGRIWATCH)

Onion Prices in major markets – Wholesale vs. Retail as on 24th December 2012

Centre	Wholesale Prices (Rs/ qtl)	Retail Price (Rs/ kg)	Centre	Wholesale Prices (Rs/ qtl)	Retail Price (Rs/ kg)
NORTH ZONE			EAST ZONE		
CHANDIGARH	1300	14	PATNA	1200	14
DELHI	975	20	BHAGALPUR	1800	20
HISAR	1800	20	RANCHI	NR	NR
KARNAL	1300	15	BHUBANESHWAR	1850	22
SHIMLA	2000	22	CUTTACK	1800	22
MANDI	1500	18	SAMBALPUR	1700	20
SRINAGAR	NR	25	KOLKATA	1600	22
JAMMU	1660	20	SILIGURI	1900	22
AMRITSAR	1700	21	NORTH-EAST ZONE		
LUDHIANA	NR	NR	ITANAGAR	NR	NR
BATHINDA	1200	18	GUWAHATI	1800	24
LUCKNOW	1200	15	SHILLONG	2400	26
KANPUR	1400	16	AIZWAL	NR	30
VARANASI	1800	20	DIMAPUR	2300	30
AGRA	1300	15	AGARTALA	2300	28
DEHRADUN	1500	21	SOUTH ZONE		
WEST ZONE			PORT BLAIR	2850	34
RAIPUR	1300	15	HYDERABAD	1600	18
PANAJI	NR	NR	VIJAYWADA	1733	19
AHMEDABAD	800	12	BENGALURU	2000	22
RAJKOT	1325	15	DHARWAD	1900	21
BHOPAL	1000	12	T.PURAM	4600	50
INDORE	950	14	ERNAKULAM	4900	53
GWALIOR	1000	12	KOZHIKODE	4200	50
JABALPUR	NR	NR	PUDUCHERRY	2000	22
MUMBAI	1400	20	CHENNAI	1800	22
NAGPUR	933	20	DINDIGUL	1700	20

(Source: State Civil Supplies Dept)

Disclaimer

The information contained in this document has been compiled by Agriwatch from sources believed to be reliable, such as NHB, Agmarknet, etc. and directly from traders in mandis. However, users of this data are requested to use the information with due caution and crosscheck with other sources. This document is not, and should not be construed as an offer to sell or buy any commodities. This document may not be reproduced, distributed or published without the express consent of SFAC