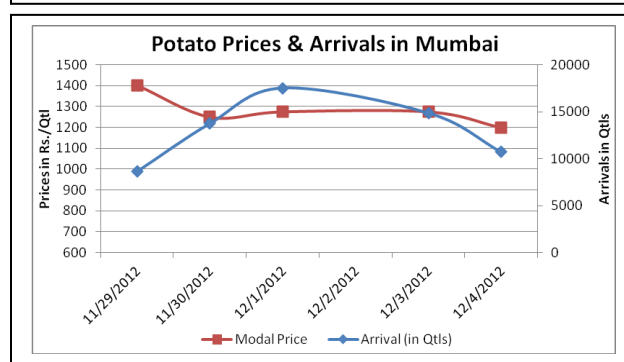
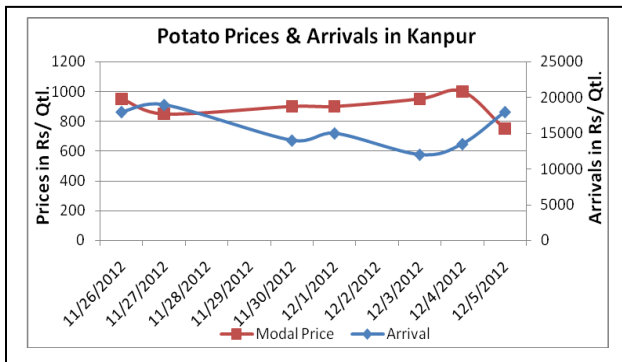
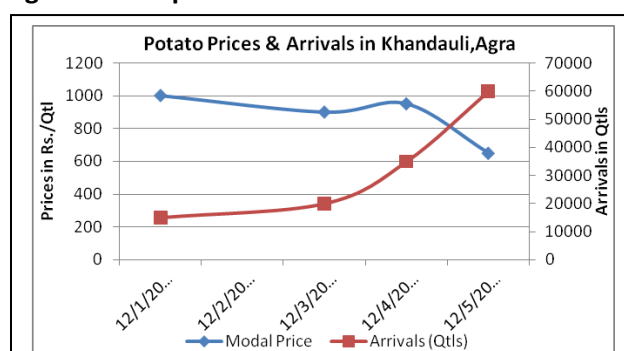
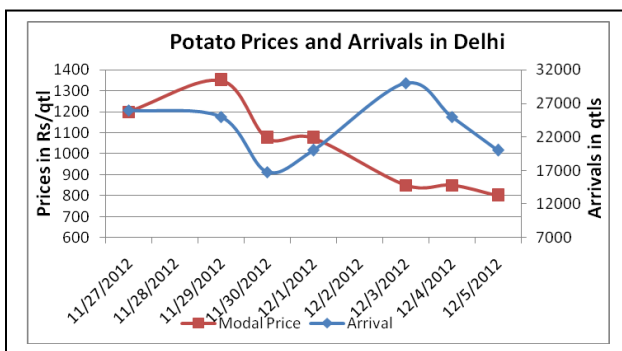


Potato Fundamentals:

- Due to higher release from Agra cold stores and supply of fresh potato from Punjab region, potato prices have dropped across the markets.
- Cold stores potato in Agra is expected to finish in a week.
- In West Bengal and Assam region, fresh potato is coming from Jharkhand state.
- Present weather is conducive in UP for potato crop and crop is in good condition.
- Meanwhile, in retail market prices of fresh potato are hovering in the range of Rs 1200 to Rs 3000/ quintals whereas prices of stored potato are in the range of Rs 1200 to Rs 2400/ quintal.

Potato Prices & Arrivals in Producing & Consumption Centers



(Source: AGRIWATCH)

Potato Prices & Arrivals in major Mandi as on 5/12/2012

Mandi	Ludhiana	Khandauli	Farrukhabad	Kanpur	Indore	Ahmedabad	Bangalore
Price (in Qtl)	500-700	500-800	600	600-900	500-1500	650-1300	1400-1600
Arrivals (in Qtl)	5000	60000	10000	18000	2500	9419	3150

Potato Prices & Arrivals in major Mandi as on 4/12/2012

Mandi	Ludhiana	Khandauli	Farrukhabad	Kanpur	Indore	Ahmedabad	Bangalore
Price (in Qtl)	500-600	900-1000	600-700	700-1100	500-1300	650-1250	1200-1400
Arrivals (in Qtl)	5000	35000	10000	13500	4000	7887	3600

(Source: Agriwatch)

MCX- Potato Futures Analysis: (as on 5th Dec 2012)

Symbol	Exchange	Expiry Date	Today's Close Price	Previous Close Price	Net Change	Today's Open Interest	Previous Day Open Interest	Change
POTATO	MCX	15-Mar-13	722.6	724.4	-1.80	16020	15600	420
POTATO	MCX	15-Apr-13	690	692.8	-2.80	11100	11130	-30
POTATO	MCX	15-May-12	701.9	707.4	-5.50	7920	6840	1080
				Total				1470

(Source: MCX)

Daily Price Chart of MCX- Agra March Contract:



(Source: AGRIWATCH)

Potato future for March delivery is trading near strong support level of Rs. 720. Closing below this level could drag prices up to Rs. 710 level. On upper side, immediate resistance will be Rs. 727 and then 732.

Potato Prices in major markets – Mandi vs. Retail as on 5th December 2012

S.No.	Centre Name	Min Price (Rs/Qtl)	Max Price (Rs/Qtl)	Avg Price (Rs/Qtl)	Arrivals (MT)	Retail Price (Rs/Qtl)
1	ABOHAR	850	1030	940	85	1800
2	AGRA	640	800	720	100	1400
3	AHMEDABAD	650	1250	925	230	1700
4	AMRITSAR	550	750	650	50	1200
5	BANGALORE	1400	1600	1500	315	2000
6	BARAUT	1000	1100	1050	16	1400
7	BHOPAL	1200	1400	1300	52	1600
8	BHOPAL	850	950	900	75	1100
9	CHANDIGARH	500	600	550	80	1000
10	CHENNAI	1600	1800	1700	200	2200
11	DELHI	600	750	700	1774	1500
12	DELHI	600	800	700	0	1500
13	GANGATOK	1600	1900	1800	3.5	2400
14	HYDERABAD	900	1500	1200	158	1800
15	JAIPUR	900	1000	960	199	1500
16	JAMMU	900	1000	950	60	1400
17	JAMMU	700	800	750	9	1200
18	KOLKATA	1240	1260	1240	64	1800
19	KOLKATA	1200	1220	1210	423	1600
20	LUCKNOW	800	900	850	115	1200
21	LUCKNOW	950	1050	1000	0	1800
22	NAGPUR	1125	1325	1225	260	1600
23	NASIK	1300	1400	1300	80	1600
24	PATNA	900	1200	1050	75	1600
25	PATNA	800	1000	900	45	1400
26	RAIPUR	1600	1800	1700	34	2500
27	RAIPUR	1200	1300	1240	0	2000
28	RANCHI	800	1000	880	200	1600
29	RANCHI	1000	1100	1060	100	1400
30	SHIMLA	1700	1900	1800	26	2200
31	SRINAGAR	1050	1150	1100	100	1500
32	SURAT	1000	1200	1100	250	1800

(Source: NHB)

Disclaimer



SFAC
लघु कृषक
कृषि व्यापार संघ

Small Farmers'
Agribusiness
Consortium



AGRIWATCH

The information contained in this document has been compiled by Agriwatch from sources believed to be reliable, such as NHB, Agmarknet, etc. and directly from traders in mandis. However, users of this data are requested to use the information with due caution and crosscheck with other sources. This document is not, and should not be construed as an offer to sell or buy any commodities. This document may not be reproduced, distributed or published without the express consent of SFAC