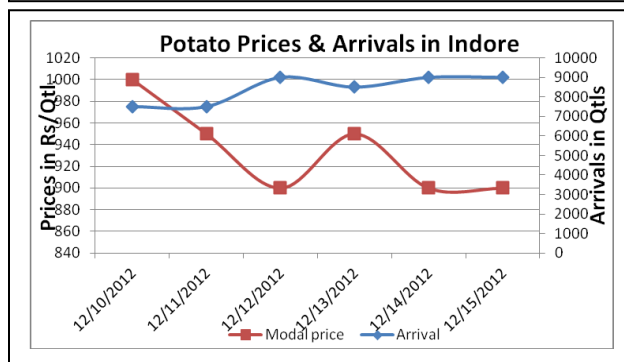
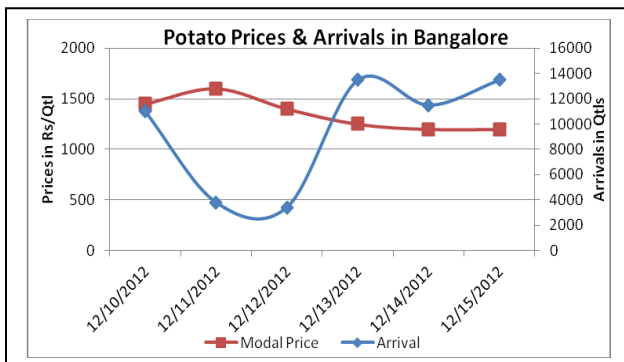
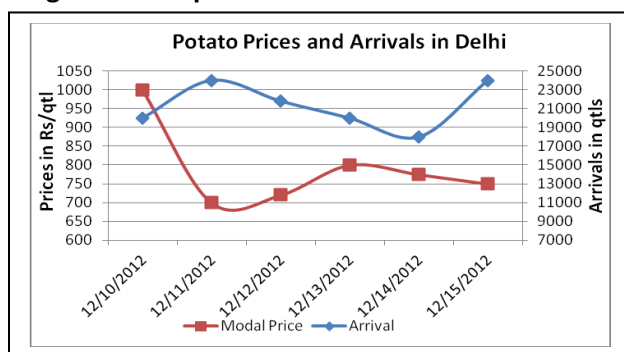
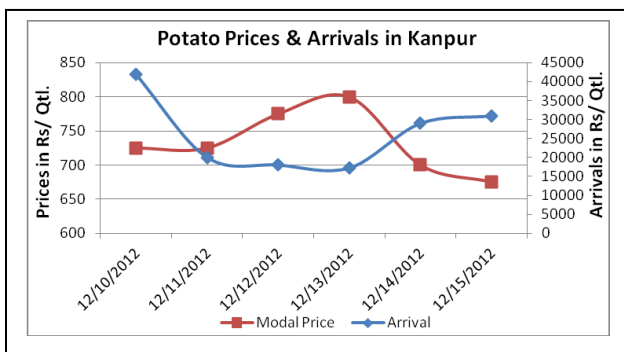


Potato Fundamentals:

- In West Bengal cold storage, 3-5% of potatoes are left.
- In Delhi and Indore, potato prices are on downward trend due to higher arrivals of fresh potato from Punjab and Himachal Pradesh. Few parts of UP is also supplying fresh potato in the northern markets.
- In Futures market, potato prices for March delivery at Agra are trading in the range of Rs. 720-740/Qtl from last few weeks. Volumes are also low due to lack of active participants from traders and investors. April and May contracts are trading below Rs. 700 as these are the peak arrival months from UP region.
- Retail prices in various markets also come down and trading in the range of Rs. 10-15/Kg barring some north eastern and south markets.

Potato Prices & Arrivals in Producing & Consumption Centers



(Source: AGRWATCH)

Potato Prices & Arrivals in major Mandi as on 15/12/2012

Mandi	Ludhiana	Khandauli	Farrukhabad	Kanpur	Indore	Ahmedabad	Bangalore
Price (in Qtl)	-	800-1200	535-755	600-750	500-1300	600-1100	600-1800
Arrivals (in Qtl)	-	16000	30000	31000	9000	6000	13500

Potato Prices & Arrivals in major Mandi as on 14/12/2012

Mandi	Ludhiana	Khandauli	Farrukhabad	Kanpur	Indore	Ahmedabad	Bangalore
Price (in Qtl)	500-600	800-1200	535-755	600-800	500-1300	500-1100	800-1600
Arrivals (in Qtl)	4000	15000	30000	29000	9000	7066	11500

(Source: Agriwatch)

MCX- Potato Futures Analysis: (as on 15th Dec 2012)

Symbol	Exchange	Expiry Date	Today's Close Price	Previous Close Price	Net Change	Today's Open Interest	Previous Day Open Interest	Change
POTATO	MCX	15-Mar-13	722	724.5	-2.50	14370	14430	-60
POTATO	MCX	15-Apr-13	688.6	693	-4.40	11340	11220	120
POTATO	MCX	15-May-12	685.7	693	-7.30	11550	11070	480
				Total				540

(Source: MCX)

Daily Price Chart of MCX- Agra March Contract:



(Source: AGRIWATCH)

Potato Prices in major markets – Wholesale vs. Retail as on 14th December 2012

NORTH ZONE	Retail Price (Rs/Kg)	Wholesale Price (Rs/Qtl)	EAST ZONE	Retail Price (Rs/Kg)	Wholesale Price (Rs/Qtl)
CHANDIGARH	10	900	PATNA	17	1500
DELHI	15	800	BHAGALPUR	NR	NR
HISAR	15	1200	RANCHI	14	NR
KARNAL	12	1000	BHUBANESHWAR	13	980
SHIMLA	14	1300	CUTTACK	13	1000
MANDI	16	1400	SAMBALPUR	15	1000
SRINAGAR	20	NR	KOLKATA	14	1200
JAMMU	20	800	SILIGURI	12	1000
AMRITSAR	14	1000	NORTH-EAST ZONE		
LUDHIANA	NR	NR	ITANAGAR	NR	NR
BATHINDA	NR	NR	GUWAHATI	16	1200
LUCKNOW	10	800	SHILLONG	18	1300
KANPUR	8	600	AIZWAL	30	2200
VARANASI	16	1500	DIMAPUR	20	1300
AGRA	10	900	AGARTALA	22	1650
DEHRADUN	17	1200	SOUTH ZONE		
WEST ZONE			PORT BLAIR	24	2100
RAIPUR	18	1400	HYDERABAD	18	1600
PANAJI	NR	NR	VIJAYWADA	20	1767
AHMEDABAD	18	1300	BENGALURU	19	1700
RAJKOT	15	1150	DHARWAD	19	1700
BHOPAL	NR	NR	T.PURAM	25	2300
INDORE	15	925	ERNAKULAM	27	2500
GWALIOR	15	1100	KOZHIKODE	23	2000
JABALPUR	12	1100	PUDUCHERRY	20	1800
MUMBAI	17	1150	CHENNAI	20	1600
NAGPUR	19	1305	DINDIGUL	25	2300
JAIPUR	12	700	THIRUCHIRAPALLI	20	1900
JODHPUR	12	900			
KOTA	7	700			

(Source: State Civil Supplies Dept)

Disclaimer

The information contained in this document has been compiled by Agriwatch from sources believed to be reliable, such as NHB, Agmarknet, etc. and directly from traders in mandis. However, users of this data are requested to use the information with due caution and crosscheck with other sources. This document is not, and should not be construed as an offer to sell or buy any commodities. This document may not be reproduced, distributed or published without the express consent of SFAC