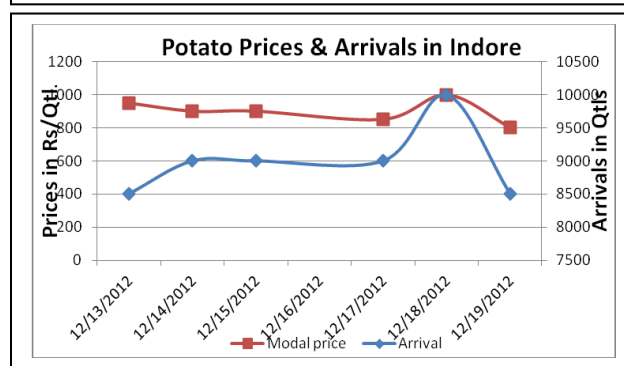
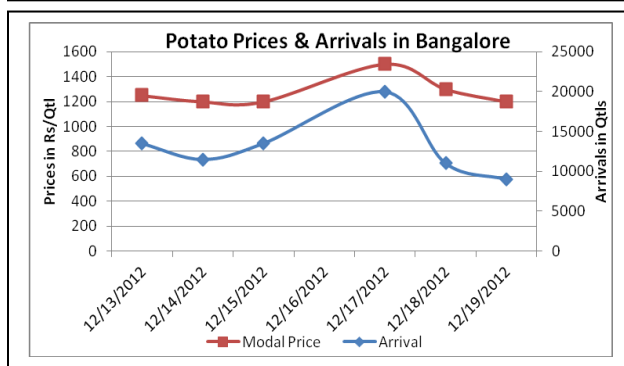
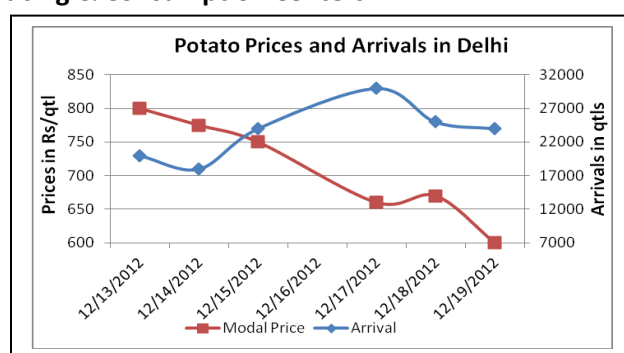
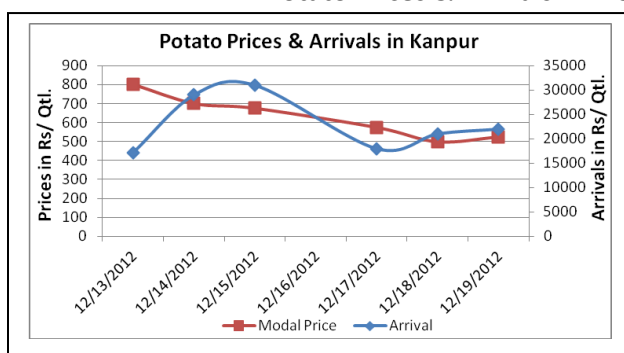


## Potato Fundamentals:

- In Delhi, approximately 5% of potatoes are coming from Una (H.P) and rest is coming from Punjab region. Average prices are hovering in the range of Rs 600 to Rs 700/ quintal.
- According to trade sources in Delhi, prices have fallen down by Rs 100- Rs 150/ quintal in last 4-5 days. The reason for decline in price is higher arrival and unfavorable weather condition.
- In Futures market, potato prices for March delivery at Agra are trading in the range of Rs. 710-740/Qtl from last few weeks. Volumes are also low due to lack of active participants from traders and investors.
- Meanwhile in retail and wholesale market, maximum prices were seen in Aizwal at Rs 3000/ quintal and Pondicherry at Rs 2300/ quintal respectively.

## Potato Prices & Arrivals in Producing & Consumption Centers



(Source: AGRIWATCH)

## Potato Prices & Arrivals in major Mandi as on 19/12/2012

Mandi	Ludhiana	Khandauli	Farrukhabad	Kanpur	Indore	Ahmedabad	Bangalore
Price (in Qtl)	400-450	700-1250	400-500	450-600	500-1100	600-1250	700-1700
Arrivals (in Qtl)	4500	6000	30000	22000	8500	16000	9000

## Potato Prices & Arrivals in major Mandi as on 18/12/2012

Mandi	Ludhiana	Khandauli	Farrukhabad	Kanpur	Indore	Ahmedabad	Bangalore
Price (in Qtl)	400-500	600-1200	450-750	450-550	500-1500	500-1250	900-1700
Arrivals (in Qtl)	4000	8000	25000	21000	10000	16909	11000

(Source: Agriwatch)

## MCX- Potato Futures Analysis: (as on 19<sup>th</sup> Dec 2012)

Symbol	Exchange	Expiry Date	Today's Close Price	Previous Close Price	Net Change	Today's Open Interest	Previous Day Open Interest	Change
POTATO	MCX	15-Mar-13	709.1	711.4	-2.30	15600	15270	330
POTATO	MCX	15-Apr-13	672.1	674.3	-2.20	10320	10680	-360
POTATO	MCX	15-May-12	670.1	672	-1.90	12420	11820	600
				Total				570

(Source: MCX)

## Daily Price Chart of MCX- Agra March Contract:



(Source: AGRIWATCH)

In MCX, potato futures are in downtrend trend as we were expecting yesterday that prices may fall down further that exactly happened today in Futures March contract. Now, level of 711 will act as a resistance level.

Potato Prices in major markets – Wholesale vs. Retail as on 19<sup>th</sup> December 2012

Centre	Wholesale Prices (Rs/ qtl)	Retail Price (Rs/ kg)	Centre	Wholesale Prices (Rs/ qtl)	Retail Price (Rs/ kg)
<b>NORTH ZONE</b>			<b>EAST ZONE</b>		
CHANDIGARH	900	10	PATNA	NR	NR
DELHI	575	15	BHAGALPUR	NR	NR
HISAR	NR	NR	RANCHI	NR	14
KARNAL	NR	NR	BHUBANESHWAR	820	12
SHIMLA	1300	14	CUTTACK	880	12
MANDI	NR	NR	SAMBALPUR	800	14
SRINAGAR	NR	NR	KOLKATA	1100	13
JAMMU	800	16	SILIGURI	NR	NR
AMRITSAR	1100	15	<b>NORTH-EAST ZONE</b>		
LUDHIANA	NR	NR	ITANAGAR	NR	NR
BATHINDA	NR	NR	GUWAHATI	1000	14
LUCKNOW	800	10	SHILLONG	NR	NR
KANPUR	600	8	AIZWAL	2200	30
VARANASI	1500	16	DIMAPUR	NR	NR
AGRA	900	10	AGARTALA	1650	22
DEHRADUN	NR	NR	<b>SOUTH ZONE</b>		
<b>WEST ZONE</b>			PORT BLAIR	NR	NR
RAIPUR	1400	16	HYDERABAD	1800	20
PANAJI	NR	NR	VIJAYWADA	1583	18
AHMEDABAD	1300	18	BENGALURU	1700	19
RAJKOT	1325	16	DHARWAD	1600	18
BHOPAL	1300	15	T.PURAM	NR	NR
INDORE	900	15	ERNAKULAM	NR	NR
GWALIOR	NR	NR	KOZHIKODE	NR	NR
JABALPUR	NR	12	PUDUCHERRY	2000	22
MUMBAI	1050	15	CHENNAI	1600	20
NAGPUR	1305	19	DINDIGUL	2300	25
JAIPUR	600	11	THIRUCHIRAPALLI	1900	20

(Source: State Civil Supplies Dept)

## Disclaimer

The information contained in this document has been compiled by Agriwatch from sources believed to be reliable, such as NHB, Agmarknet, etc. and directly from traders in mandis. However, users of this data are requested to use the information with due caution and crosscheck with other sources. This document is not, and should not be construed as an offer to sell or buy any commodities. This document may not be reproduced, distributed or published without the express consent of SFAC