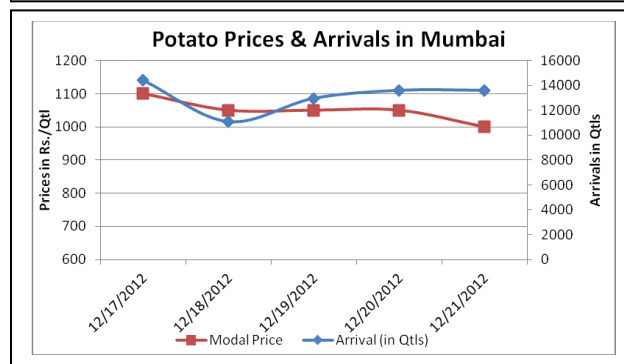
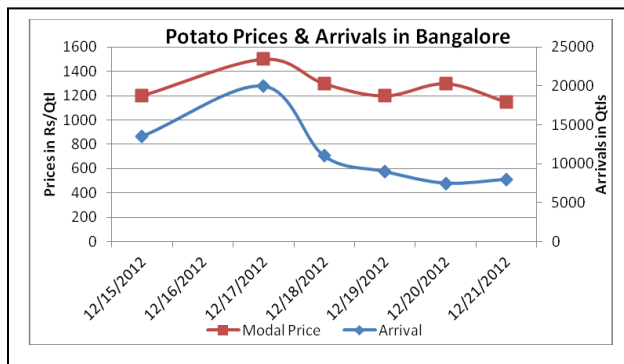
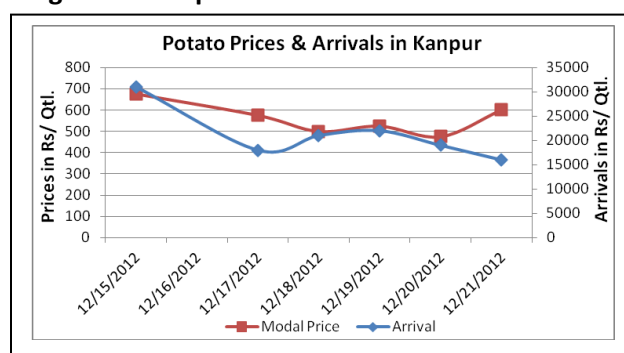
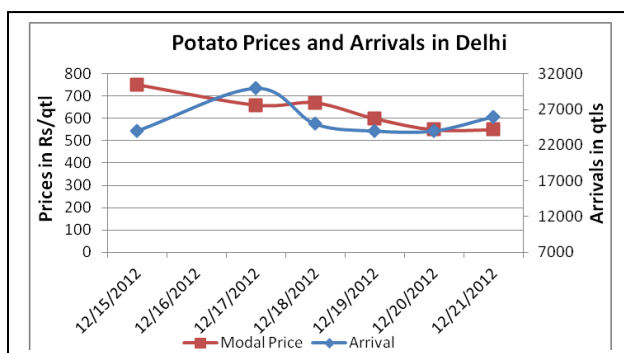


Potato Fundamentals:

- In Lucknow (U.P), potatoes are coming from other parts of U.P. Prices are hovering in the range of Rs 500 to Rs 600/ quintal.
- In Kanpur, potato rabi crop area is almost similar like last year. According to trade sources, prices are hovering in the range of Rs 600 to Rs 750/ quintal.
- Meanwhile in retail market, prices of fresh potatoes are hovering in the range of Rs 900 to Rs 3000/ quintal. Maximum prices were seen in Trivandrum and lowest were in Hisar. Fresh potatoes are mainly coming from Punjab and few parts of U.P.

Potato Prices & Arrivals in Producing & Consumption Centers



(Source: AGRIWATCH)

Potato Prices & Arrivals in major Mandi as on 21/12/2012

Mandi	Ludhiana	Khandauli	Farrukhabad	Kanpur	Indore	Ahmedabad	Bangalore
Price (in Qtl)	500-600	1000-1300	350-450	550-650	500-1100	700-1100	600-1700
Arrivals (in Qtl)	4000	10000	22500	16000	9000	14000	8000

Potato Prices & Arrivals in major Mandi as on 20/12/2012

Mandi	Ludhiana	Khandauli	Farrukhabad	Kanpur	Indore	Ahmedabad	Bangalore
Price (in Qtl)	300-400	700-1250	400-500	400-550	-	600-1250	900-1700
Arrivals (in Qtl)	5000	6000	30000	19000	-	16000	7500

(Source: Agriwatch)

MCX- Potato Futures Analysis: (as on 21st Dec 2012)

Symbol	Exchange	Expiry Date	Today's Close Price	Previous Close Price	Net Change	Today's Open Interest	Previous Day Open Interest	Change
POTATO	MCX	15-Mar-13	716.5	716	0.50	16050	16170	-120
POTATO	MCX	15-Apr-13	677	680.5	-3.50	10680	10620	60
POTATO	MCX	15-May-12	676	681	-5.00	13260	13200	60
				Total				0

(Source: MCX)

Daily Price Chart of MCX- Agra March Contract:



(Source: AGRIWATCH)

Potato Prices in major markets – Wholesale vs. Retail as on 21st December 2012

Centre	Wholesale Prices (Rs/ qtl)	Retail Price (Rs/ kg)	Centre	Wholesale Prices (Rs/ qtl)	Retail Price (Rs/ kg)
NORTH ZONE			EAST ZONE		
CHANDIGARH	900	10	PATNA	1300	15
DELHI	550	15	BHAGALPUR	1000	12
HISAR	800	9	RANCHI	NR	NR
KARNAL	810	10	BHUBANESHWAR	820	12
SHIMLA	2000	14	CUTTACK	800	10
MANDI	1400	16	SAMBALPUR	800	14
SRINAGAR	NR	20	KOLKATA	1100	13
JAMMU	700	15	SILIGURI	800	12
AMRITSAR	1100	15	NORTH-EAST ZONE		
LUDHIANA	NR	NR	ITANAGAR	NR	NR
BATHINDA	400	9	GUWAHATI	1000	14
LUCKNOW	800	10	SHILLONG	1300	18
KANPUR	600	8	AIZWAL	2200	30
VARANASI	1500	16	DIMAPUR	1500	20
AGRA	900	10	AGARTALA	1450	19
DEHRADUN	900	14	SOUTH ZONE		
WEST ZONE			PORT BLAIR	2100	24
RAIPUR	1400	16	HYDERABAD	1600	18
PANAJI	NR	NR	VIJAYWADA	1567	18
AHMEDABAD	1300	18	BENGALURU	1700	19
RAJKOT	1325	16	DHARWAD	1600	18
BHOPAL	1300	15	T.PURAM	2700	30
INDORE	NR	12	ERNAKULAM	2500	27
GWALIOR	900	10	KOZHIKODE	2000	23
JABALPUR	NR	NR	PUDUCHERRY	2000	22
MUMBAI	1050	15	CHENNAI	1600	20
NAGPUR	1305	19	DINDIGUL	2300	25
JAIPUR	600	11	THIRUCHIRAPALLI	1900	20

(Source: State Civil Supplies Dept)

Disclaimer

The information contained in this document has been compiled by Agriwatch from sources believed to be reliable, such as NHB, Agmarknet, etc. and directly from traders in mandis. However, users of this data are requested to use the information with due caution and crosscheck with other sources. This document is not, and should not be construed as an offer to sell or buy any commodities. This document may not be reproduced, distributed or published without the express consent of SFAC