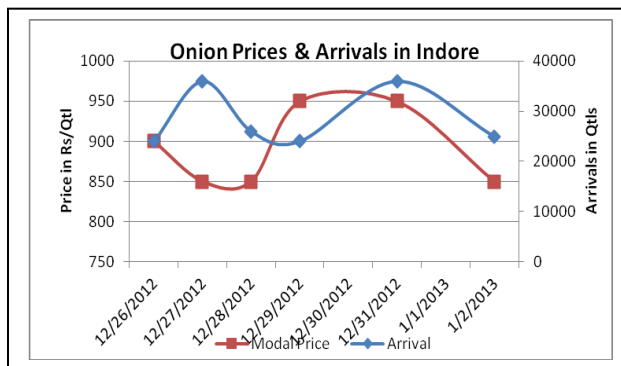
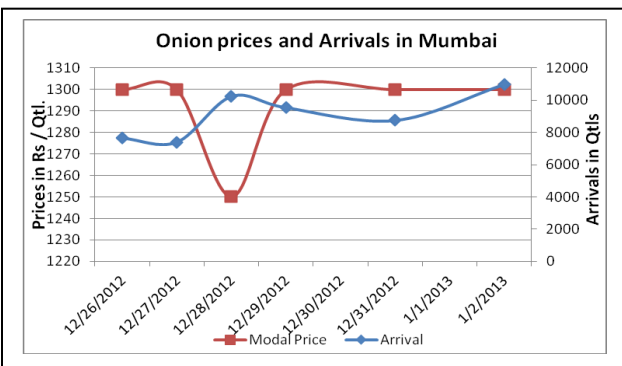
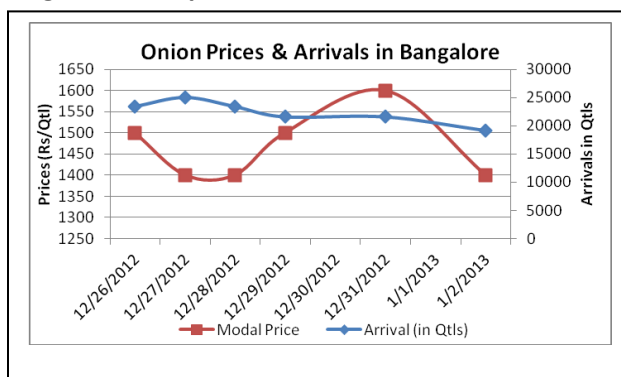
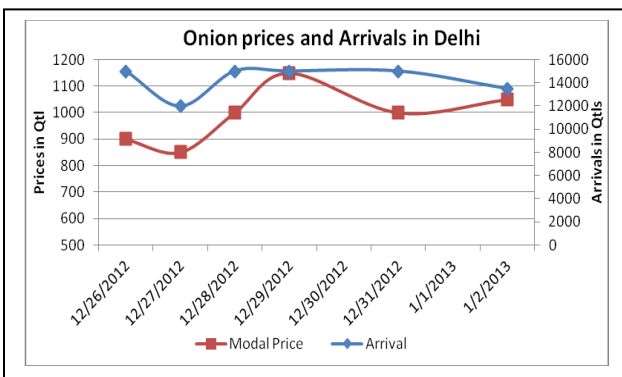


### Onion Fundamentals:

- Onion prices in major markets of Nasik are trading in the range of Rs. 1100-1400 as per quality and arrivals are also stable.
- Kharif onion is arriving in Maharashtra markets and late kharif crop is expected to arrive from Jan end.
- Transplanting of Rabi onion in Maharashtra could start from mid of January. Acreage under Rabi crop could be down this year due to shortage of water. Picture will be clearer after transplanting of crop.
- Retail prices of onion in Delhi and Mumbai are hovering in the range of Rs . 18-24/Kg.

### Onion Prices & Arrivals in Producing & Consumption Centers



(Source: AGRIWATCH)

### Onion Prices & Arrivals in Major Mandis as on 02/12/2012

Mandi	Lasalgaon	Pimpalgaon	Pune	Mumbai	Indore	Bangalore	Belgaum
Price (in Qtl)	1450-1500	1100-1250	800-1400	1100-1500	500-1200	1200-1600	500-1600
Arrivals (in Qtl)	21000	24000	7000	11000	25000	19200	4000

### Onion Prices & Arrivals in Major Mandis as on 31/12/2012

Mandi	Lasalgaon	Pimpalgaon	Pune	Mumbai	Indore	Bangalore	Belgaum
Price (in Qtl)	1200-1300	1000-1370	800-1600	1100-1500	500-1400	1500-1700	600-1700
Arrivals (in Qtl)	19000	15000	10000	8750	36000	21600	4000

(Source: AGRIWATCH)

### Onion Prices in major markets – Wholesale vs. Retail as on 2 January 2012



Small Farmers'  
Agribusiness  
Consortium



Centre	Wholesale Prices (Rs/ qtl)	Retail Price (Rs/ kg)	Centre	Wholesale Prices (Rs/ qtl)	Retail Price (Rs/ kg)
<b>NORTH ZONE</b>			<b>EAST ZONE</b>		
CHANDIGARH	1300	14	PATNA	1600	18
DELHI	1063	23	BHAGALPUR	NR	NR
HISAR	1800	20	RANCHI	NR	NR
KARNAL	1300	15	BHUBANESHWAR	1800	20
SHIMLA	1600	20	CUTTACK	1750	20
MANDI	1500	17	SAMBALPUR	1500	18
SRINAGAR	NR	20	KOLKATA	1600	20
JAMMU	1550	20	SILIGURI	1500	18
AMRITSAR	1600	20	<b>NORTH-EAST ZONE</b>		
LUDHIANA	NR	NR	ITANAGAR	NR	NR
BATHINDA	NR	NR	GUWAHATI	1800	24
LUCKNOW	1200	15	SHILLONG	NR	NR
KANPUR	1800	20	AIZWAL	NR	NR
VARANASI	1800	20	DIMAPUR	NR	NR
AGRA	1300	15	AGARTALA	2300	NR
DEHRADUN	1500	21	<b>SOUTH ZONE</b>		
<b>WEST ZONE</b>			PORT BLAIR	3050	36
RAIPUR	1300	15	HYDERABAD	1800	20
PANAJI	NR	NR	VIJAYWADA	1750	19
AHMEDABAD	800	12	BENGALURU	2000	22
RAJKOT	1225	14	DHARWAD	NR	23
BHOPAL	1000	12	T.PURAM	4500	50
INDORE	950	14	ERNAKULAM	4900	53
GWALIOR	1200	15	KOZHIKODE	4200	50
JABALPUR	1300	15	PUDUCHERRY	1800	20
MUMBAI	1300	18	CHENNAI	1400	20
NAGPUR	955	18	DINDIGUL	1700	20
JAIPUR	1000	18	THIRUCHIRAPALLI	1400	16

(Source: State Civil Supplies Dept)

**Disclaimer**

The information contained in this document has been compiled by Agriwatch from sources believed to be reliable, such as NHB, Agmarknet, etc. and directly from traders in mandis. However, users of this data are requested to use the information with due caution and crosscheck with other sources. This document is not, and should not be construed as an offer to sell or buy any commodities. This document may not be reproduced, distributed or published without the express consent of SFAC