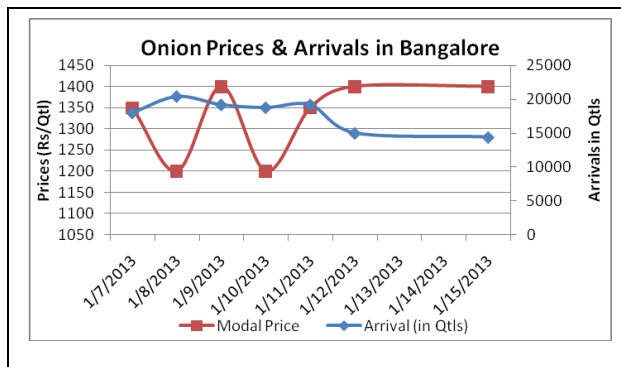
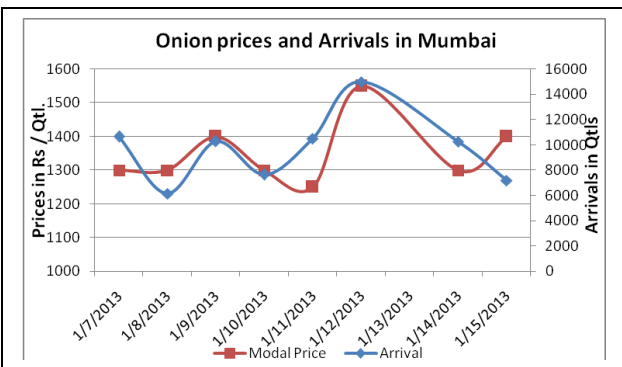
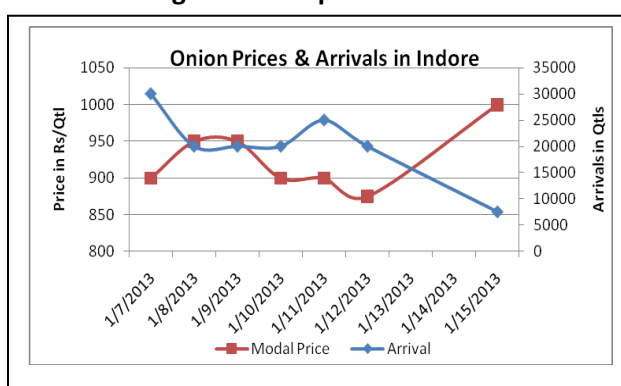
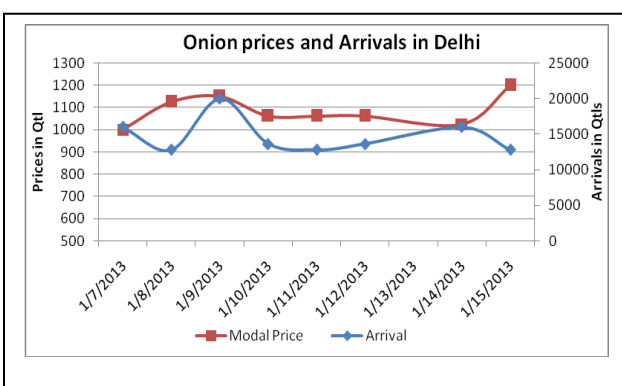


Onion Fundamentals:

- Wholesale Onion prices have increased by 50-100/Qtl in Delhi, Mumbai and Indore center due to lower supply as some markets were closed on account of "Maha Sankranti".
- As per market sources, rabi crop in Gujarat region could be down by 40-50% as compared to last year due to water shortage.
- As per initial estimate, rabi onion crop in Maharashtra and Karanataka could be down by 35% and 25% respectively due to less acreage and shortage of water.
- Wholesale prices and retail prices are ruling much high than last year at the same time due to lower supply from producing regions and lower production estimate of next rabi season.
- Prices are expected to firm in coming months also. Lower rabi production could affect the supply in summer season.

Onion wholesale Prices & Arrivals in Producing & Consumption Centers



(Source: AGRWATCH)

Onion Prices & Arrivals in Major Mandis as on 15/01/2013

Mandi	Lasalgaon	Pimpalgaon	Pune	Mumbai	Indore	Bangalore	Belgaum
Price (in Qtl)	1400-1450	1100-1400	1450	1200-1600	500-1250	1200-1600	Closed
Arrivals (in Qtl)	8750	7750	10000	7200	7500	14400	Closed

Onion Prices & Arrivals in Major Mandis as on 14/01/2013

Mandi	Lasalgaon	Pimpalgaon	Pune	Mumbai	Indore	Bangalore	Belgaum
Price (in Qtl)	1350-1450	1250-1300	1000-1400	1100-1500	Closed	Closed	Closed
Arrivals (in Qtl)	12500	15000	7720	10250	Closed	Closed	Closed

(Source: AGRWATCH)

Onion Prices in major markets – Wholesale vs. Retail as on 14th January 2013

Centre	Wholesale Prices (Rs/ qtl)	Retail Price (Rs/ kg)	Centre	Wholesale Prices (Rs/ qtl)	Retail Price (Rs/ kg)
NORTH ZONE			EAST ZONE		
CHANDIGARH	1300	14	PATNA	1600	18
DELHI	1050	23	BHAGALPUR	1400	16
HISAR	1800	20	RANCHI	NR	NR
KARNAL	1600	20	BHUBANESHWAR	1700	20
SHIMLA	1800	22	CUTTACK	1650	19
MANDI	1500	17	SAMBALPUR	1600	19
SRINAGAR	NR	20	KOLKATA	1600	20
JAMMU	1500	20	SILIGURI	1500	20
AMRITSAR	1800	22	NORTH-EAST ZONE		
LUDHIANA	NR	NR	ITANAGAR	NR	NR
BATHINDA	NR	NR	GUWAHATI	NR	NR
LUCKNOW	NR	NR	SHILLONG	NR	NR
KANPUR	NR	NR	AIZWAL	NR	30
VARANASI	NR	NR	DIMAPUR	2300	30
AGRA	NR	NR	AGARTALA	2050	24
DEHRADUN	1600	22	SOUTH ZONE		
WEST ZONE			PORT BLAIR	NR	NR
RAIPUR	1300	15	HYDERABAD	NR	NR
PANAJI	NR	NR	VIJAYWADA	NR	NR
AHMEDABAD	NR	NR	BENGALURU	NR	NR
RAJKOT	NR	NR	DHARWAD	NR	NR
BHOPAL	NR	NR	T.PURAM	NR	NR
INDORE	NR	15	ERNAKULAM	NR	NR
GWALIOR	NR	NR	KOZHIKODE	NR	NR
JABALPUR	NR	NR	PUDUCHERRY	NR	NR
MUMBAI	1250	16	CHENNAI	NR	NR
NAGPUR	955	18	DINDIGUL	NR	NR
JAIPUR	1000	NR	THIRUCHIRAPALLI	NR	NR

(Source: State Civil Supplies Dept)

Disclaimer

The information contained in this document has been compiled by Agriwatch from sources believed to be reliable, such as NHB, Agmarknet, etc. and directly from traders in mandis. However, users of this data are requested to use the information with due caution and crosscheck with other sources. This document is not, and should not be construed as an offer to sell or buy any commodities. This document may not be reproduced, distributed or published without the express consent of SFAC