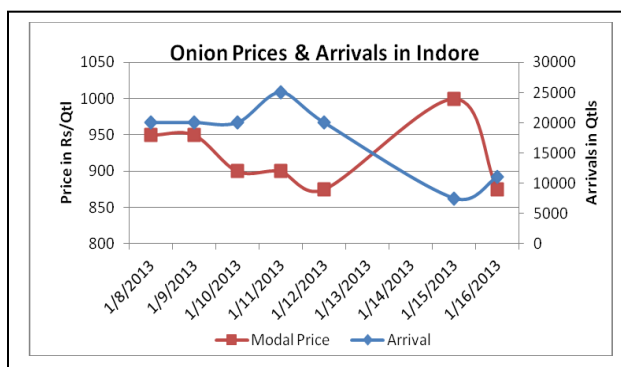
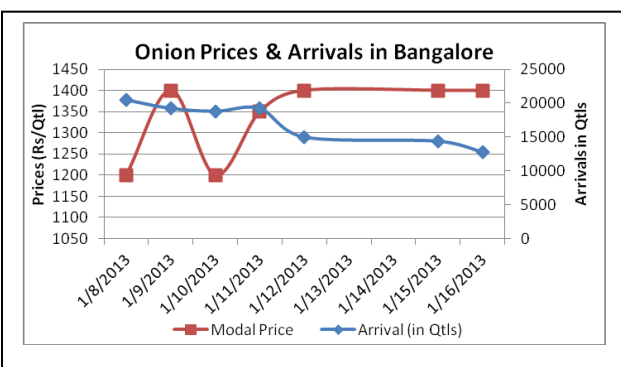
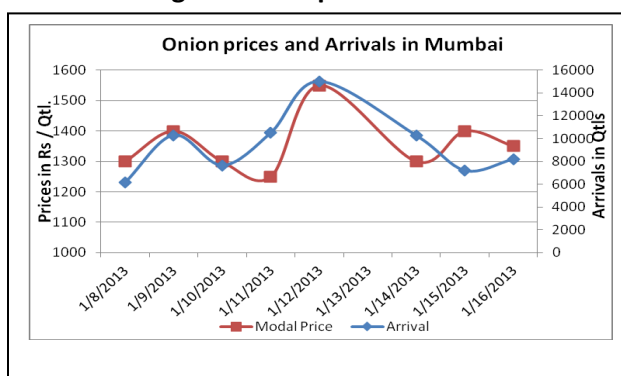
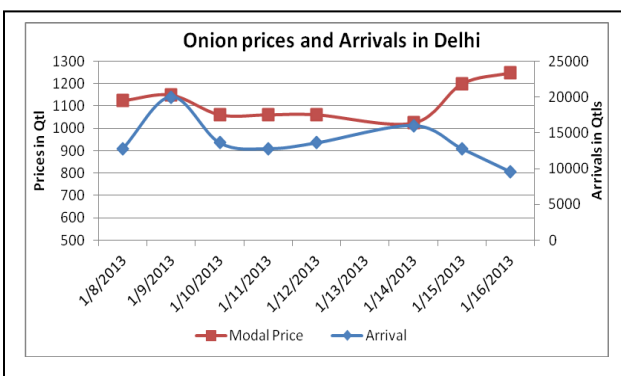


Onion Fundamentals:

- In Bangalore, approximately 10% of onion is coming from local region only whereas rest 30% is arriving in market from Maharashtra region.
- In Karnataka's Bijapur district, Rabi sowing will be started in next couple of weeks. Bijapur and Bagalkot districts are the major rabi onion growing areas in Karnataka State.
- According to trade sources in Belgaum, late kharif onion crop is almost 35%- 45% compared to previous year's crop as major crop is affected by scarcity of water.
- In Hubli market of Karnataka, approximately 20% of arrivals are from local region whereas rest of the arrivals is from Maharashtra region.

Onion wholesale Prices & Arrivals in Producing & Consumption Centers



(Source: AGRIWATCH)

Onion Prices & Arrivals in Major Mandis as on 16/01/2013

Mandi	Lasalgaon	Pimpalgaon	Pune	Mumbai	Indore	Bangalore	Belgaum
Price (in Qtl)	1400-1425	1250-1350	1200-1500	1100-1600	500-1250	1200-1600	500-1700
Arrivals (in Qtl)	12500	13750	6000	8200	11000	12800	4000

Onion Prices & Arrivals in Major Mandis as on 15/01/2013

Mandi	Lasalgaon	Pimpalgaon	Pune	Mumbai	Indore	Bangalore	Belgaum
Price (in Qtl)	1400-1450	1100-1400	1450	1200-1600	500-1250	1200-1600	Closed
Arrivals (in Qtl)	8750	7750	10000	7200	7500	14400	Closed

(Source: AGRIWATCH)

Onion Prices in major markets – Wholesale vs. Retail as on 16th January 2013

Centre	Wholesale Prices (Rs/ qtl)	Retail Price (Rs/ kg)	Centre	Wholesale Prices (Rs/ qtl)	Retail Price (Rs/ kg)
NORTH ZONE			EAST ZONE		
CHANDIGARH	1300	14	PATNA	1600	18
DELHI	1063	22	BHAGALPUR	1800	20
HISAR	1800	20	RANCHI	NR	NR
KARNAL	1600	20	BHUBANESHWAR	NR	NR
SHIMLA	1800	22	CUTTACK	NR	NR
MANDI	1500	17	SAMBALPUR	NR	NR
SRINAGAR	NR	25	KOLKATA	1600	20
JAMMU	1500	18	SILIGURI	NR	NR
AMRITSAR	1800	22	NORTH-EAST ZONE		
LUDHIANA	NR	NR	ITANAGAR	NR	NR
BATHINDA	900	15	GUWAHATI	750	22
LUCKNOW	1400	18	SHILLONG	NR	26
KANPUR	1800	20	AIZWAL	NR	NR
VARANASI	1800	20	DIMAPUR	NR	30
AGRA	900	12	AGARTALA	1650	24
DEHRADUN	1600	22	SOUTH ZONE		
WEST ZONE			PORT BLAIR	2950	34
RAIPUR	1300	15	HYDERABAD	1600	18
PANAJI	NR	NR	VIJAYWADA	1617	18
AHMEDABAD	800	12	BENGALURU	NR	NR
RAJKOT	1255	15	DHARWAD	NR	NR
BHOPAL	1000	12	T.PURAM	4000	43
INDORE	1100	15	ERNAKULAM	4400	45
GWALIOR	NR	NR	KOZHIKODE	4300	50
JABALPUR	1600	18	PUDUCHERRY	NR	NR
MUMBAI	1400	22	CHENNAI	NR	NR
NAGPUR	990	18	DINDIGUL	2300	17
JAIPUR	1000	18	THIRUCHIRAPALLI	1900	NR

(Source: State Civil Supplies Dept)

Disclaimer

The information contained in this document has been compiled by Agriwatch from sources believed to be reliable, such as NHB, Agmarknet, etc. and directly from traders in mandis. However, users of this data are requested to use the information with due caution and crosscheck with other sources. This document is not, and should not be construed as an offer to sell or buy any commodities. This document may not be reproduced, distributed or published without the express consent of SFAC