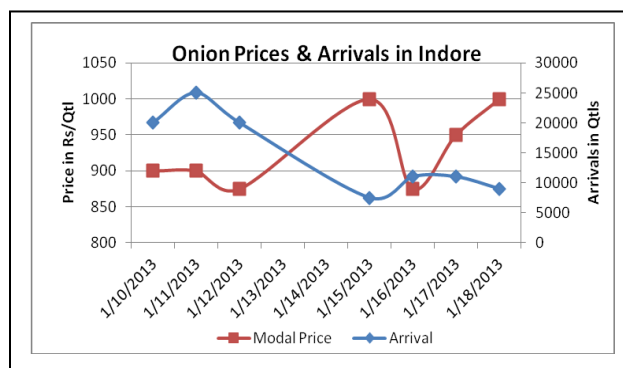
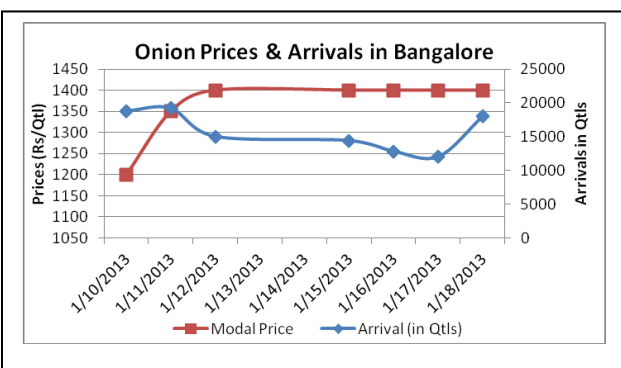
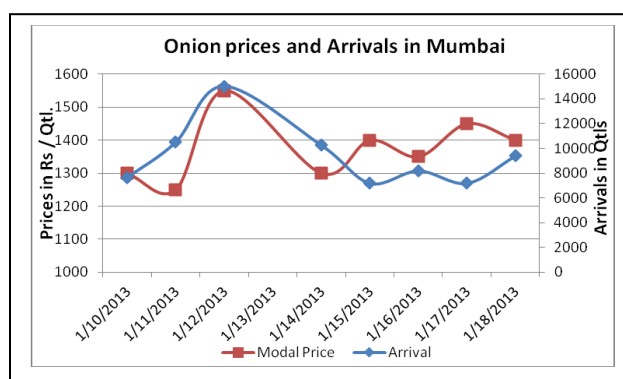
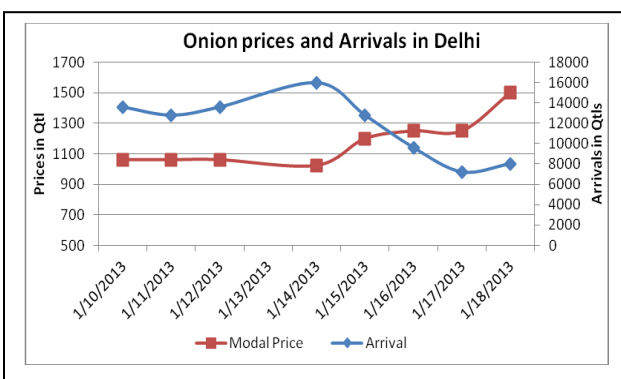


Onion Fundamentals:

- In Delhi arrivals are low from last 3-4 days because of less supply from producing regions due to weather conditions. In Delhi, onion is coming from Mahuva and Khairtal of Gujarat and Rajasthan respectively which are contributing approximately 70 % to the total arrival.
- In Rauri taluk of Ahmadnagar, rabi crop is almost 100% or may be more than that because sugarcane and wheat farmers have shifted to onion as it requires less water than sugarcane and wheat.
- In Ahmadnagar market farmers are expecting 40% less onion in late kharif and Rabi compared to previous year's crop.
- In Solapur (Maharashtra), traders from South come here to buy onion crop as this market is near to South India. Even the farmers across Maharashtra come here as they have more options and they can negotiate the prices easily.

Onion wholesale Prices & Arrivals in Producing & Consumption Centers



(Source: AGRIWATCH)

Onion Prices & Arrivals in Major Mandis as on 18/01/2013

Mandi	Lasalgaon	Pimpalgaon	Pune	Mumbai	Indore	Bangalore	Belgaum
Price (in Qtl)	1400-1550	1300-1500	1500	1200-1600	500-1500	1200-1600	500-1700
Arrivals (in Qtl)	8000	12500	4000	9400	9000	18000	4000

Onion Prices & Arrivals in Major Mandis as on 17/01/2013

Mandi	Lasalgaon	Pimpalgaon	Pune	Mumbai	Indore	Bangalore	Belgaum
Price (in Qtl)	1400-1450	1250-1400	1450	1300-1600	500-1400	1200-1600	500-1700
Arrivals (in Qtl)	10625	12500	7000	7200	11000	12000	4000

(Source: AGRIWATCH)

Onion Prices in major markets – Wholesale vs. Retail as on 18th January 2013

Centre	Wholesale Prices (Rs/ qtl)	Retail Price (Rs/ kg)	Centre	Wholesale Prices (Rs/ qtl)	Retail Price (Rs/ kg)
NORTH ZONE			EAST ZONE		
CHANDIGARH	NR	NR	PATNA	NR	NR
DELHI	1075	22	BHAGALPUR	NR	NR
HISAR	NR	NR	RANCHI	NR	NR
KARNAL	NR	NR	BHUBANESHWAR	NR	NR
SHIMLA	NR	NR	CUTTACK	NR	NR
MANDI	NR	NR	SAMBALPUR	NR	NR
SRINAGAR	NR	NR	KOLKATA	1600	20
JAMMU	NR	NR	SILIGURI	1500	20
AMRITSAR	1800	22	NORTH-EAST ZONE		
LUDHIANA	NR	NR	ITANAGAR	1900	25
BATHINDA	NR	NR	GUWAHATI	NR	22
LUCKNOW	1500	20	SHILLONG	2400	26
KANPUR	1800	20	AIZWAL	NR	NR
VARANASI	1800	20	DIMAPUR	2300	30
AGRA	900	12	AGARTALA	2050	24
DEHRADUN	NR	NR	SOUTH ZONE		
WEST ZONE			PORT BLAIR	2950	34
RAIPUR	1300	15	HYDERABAD	1600	18
PANAJI	NR	NR	VIJAYWADA	1600	18
AHMEDABAD	800	12	BENGALURU	1900	21
RAJKOT	1350	16	DHARWAD	2000	21
BHOPAL	1000	12	T.PURAM	4000	43
INDORE	1100	15	ERNAKULAM	4200	43
GWALIOR	NR	NR	KOZHIKODE	4000	46
JABALPUR	1600	18	PUDUCHERRY	1800	20
MUMBAI	1450	22	CHENNAI	1200	16
NAGPUR	990	18	DINDIGUL	1500	17
JAIPUR	NR	NR	THIRUCHIRAPALLI	1400	16

(Source: State Civil Supplies Dept)

Disclaimer

The information contained in this document has been compiled by Agriwatch from sources believed to be reliable, such as NHB, Agmarknet, etc. and directly from traders in mandis. However, users of this data are requested to use the information with due caution and crosscheck with other sources. This document is not, and should not be construed as an offer to sell or buy any commodities. This document may not be reproduced, distributed or published without the express consent of SFAC