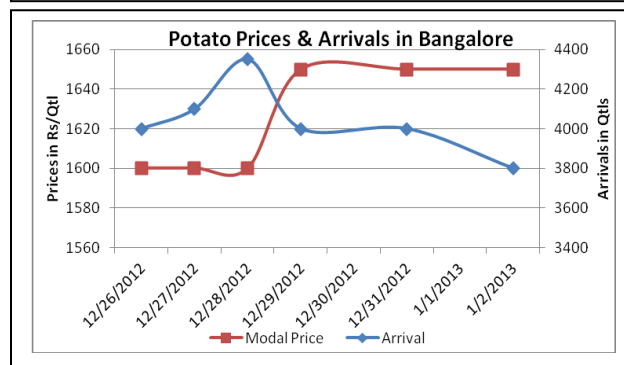
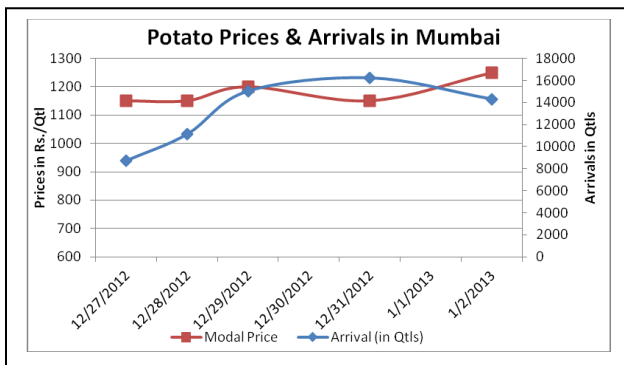
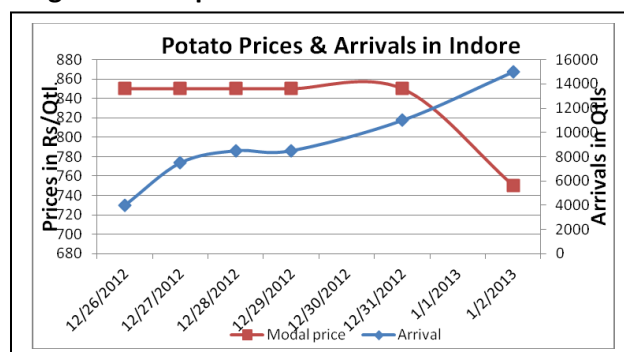
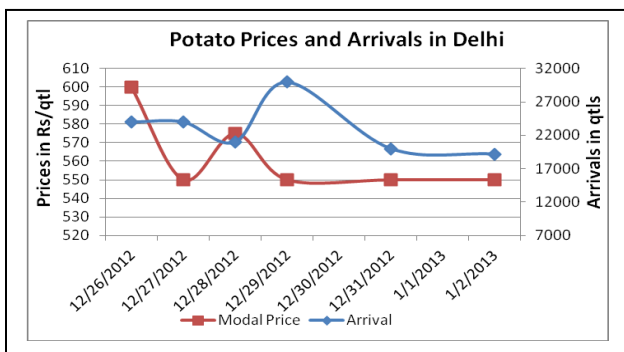


Potato Fundamentals:

- In Khandauli (Agra), arrivals have declined by approximately 50% because of the weather. Prices have increased by approximately Rs100/ quintal.
- In most of the markets across the country, arrivals have decreased because of the foggy weather condition which is unfavorable for harvesting and transportation.
- In MCX, potato futures for March delivery are trading near 765/qrtl from last 2-3 days. Potato futures have increased by Rs. 40-50/Qtl in last one week due to tight supply situation.
- In North India, maximum wholesale prices were seen in Mandi at Rs 1400/ quintal followed by Agra and Varanasi both at Rs 900/ quintal.

Potato Prices & Arrivals in Producing & Consumption Centers



(Source: AGRIWATCH)

Potato Prices & Arrivals in major Mandi as on 02/12/2012

Mandi	Ludhiana	Khandauli	Farrukhabad	Kanpur	Indore	Ahmedabad	Bangalore
Price (in Qtl)	400-480	800-1000	400-431	550-700	500-1000	700-1400	1400-1900
Arrivals (in Qtl)	2500	8800	32000	14400	15000	9406	1500

Potato Prices & Arrivals in major Mandi as on 31/12/2012

Mandi	Ludhiana	Khandauli	Farrukhabad	Kanpur	Indore	Ahmedabad	Bangalore
Price (in Qtl)	400-440	900-1100	400-435	500-650	500-1200	500-1350	1400-1900
Arrivals (in Qtl)	2500	17000	50000	32000	11000	9000	4000

(Source: Agriwatch)



SFAC
लघु कृषक
कृषि व्यापार संघ

Small Farmers'
Agribusiness
Consortium



AGRIWATCH

MCX- Potato Futures Analysis: (as on 2nd Jan 2012)

Symbol	Exchange	Expiry Date	Today's Close Price	Previous Close Price	Net Change	Today's Open Interest	Previous Day Open Interest	Change
POTATO	MCX	15-Mar-13	767.7	763.3	4.40	19560	19170	390
POTATO	MCX	15-Apr-13	726.5	720.9	5.60	10950	11040	-90
POTATO	MCX	15-May-12	724	720.4	3.60	21900	21930	-30
				Total				270

(Source: MCX)

Daily Price Chart of MCX- Agra March Contract:



(Source: AGRIWATCH)

Potato Prices in major markets – Wholesale vs. Retail as on 2nd December 2012

Centre	Wholesale Prices (Rs/ qtl)	Retail Price (Rs/ kg)	Centre	Wholesale Prices (Rs/ qtl)	Retail Price (Rs/ kg)
NORTH ZONE			EAST ZONE		
CHANDIGARH	800	8	PATNA	1100	13
DELHI	675	11	BHAGALPUR	600	8
HISAR	800	9	RANCHI	NR	NR
KARNAL	700	9	BHUBANESHWAR	1000	13
SHIMLA	NR	NR	CUTTACK	1050	13
MANDI	1400	16	SAMBALPUR	900	13
SRINAGAR	NR	20	KOLKATA	1000	12
JAMMU	700	15	SILIGURI	800	10
AMRITSAR	700	11	NORTH-EAST ZONE		
LUDHIANA	NR	NR	ITANAGAR	NR	NR
BATHINDA	NR	NR	GUWAHATI	750	10
LUCKNOW	800	10	SHILLONG	NR	NR
KANPUR	600	8	AIZWAL	NR	NR
VARANASI	900	10	DIMAPUR	NR	NR
AGRA	900	10	AGARTALA	1650	20
DEHRADUN	800	12	SOUTH ZONE		
WEST ZONE			PORT BLAIR	2100	24
RAIPUR	1400	16	HYDERABAD	1800	20
PANAJI	NR	NR	VIJAYWADA	1733	19
AHMEDABAD	1300	18	BENGALURU	2000	22
RAJKOT	1400	16	DHARWAD	1550	18
BHOPAL	1300	15	T.PURAM	2500	27
INDORE	1000	15	ERNAKULAM	2500	27
GWALIOR	900	10	KOZHICODE	2000	23
JABALPUR	800	10	PUDUCHERRY	2000	22
MUMBAI	1200	18	CHENNAI	1500	20
NAGPUR	1313	17	DINDIGUL	2300	25
JAIPUR	NR	NR	THIRUCHIRAPALLI	1900	20

(Source: State Civil Supplies Dept)

Disclaimer

The information contained in this document has been compiled by Agriwatch from sources believed to be reliable, such as NHB, Agmarknet, etc. and directly from traders in mandis. However, users of this data are requested to use the information with due caution and crosscheck with other sources. This document is not, and should not be construed as an offer to sell or buy any commodities. This document may not be reproduced, distributed or published without the express consent of SFAC