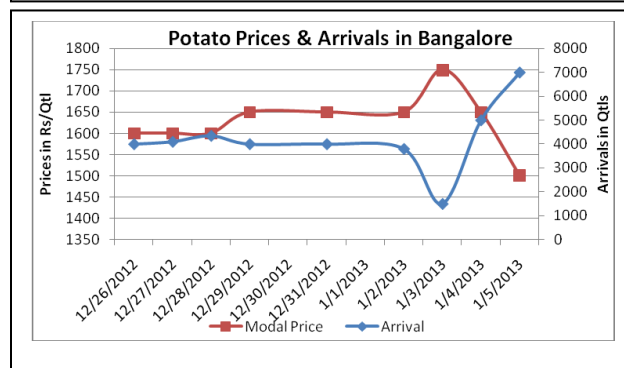
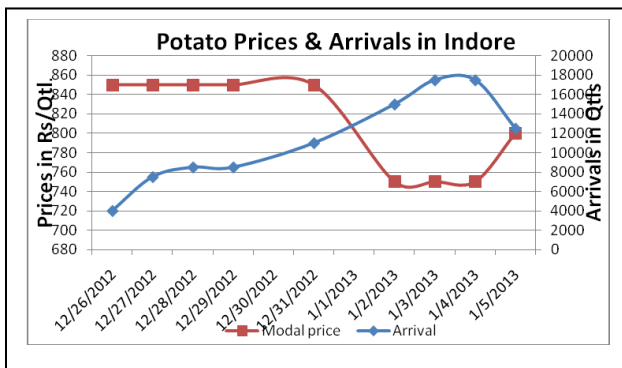
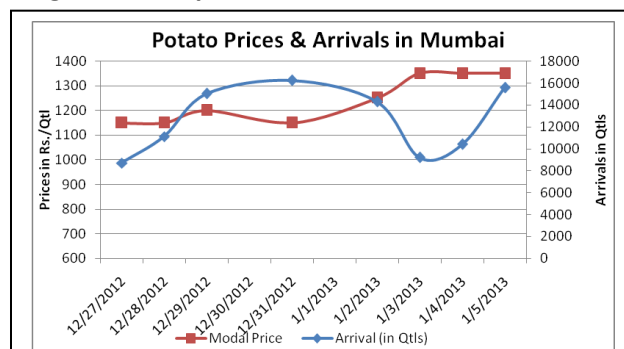
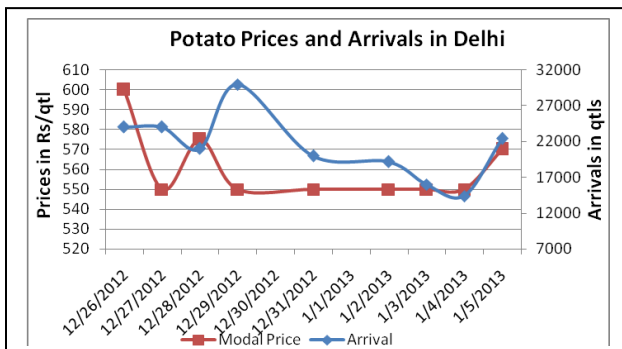


Potato Fundamentals:

- Potato futures in MCX were down by Rs. 12-20/Qtl in various contracts due to profit booking at higher levels and increased arrivals in spot markets.
- In wholesale market of Delhi, potato is coming from Sambhal (UP) and Punjab region. Laukar variety of Punjab is fetching higher price of Rs. 650-800/Qtl and UP side potato is sold in the range of Rs. 600-650/Qtl.
- Potato prices in Southern cities like Bangalore and Chennai are rulling higher and trading near 1500-1600/Qtl due their dependence on supply from UP and Punjab.
- In MCX, potato futures for March delivery closed at Rs. 740/Qtl after touching low of Rs 736. Earlier it has touched high of Rs. 770 after news of slow pace of harvesting due to extreme cold conditions.
- In West Bengal, acreage of potato this year is estimated to be higher by 4-5 % due to favorable prices of potato at sowing time. Sowing was late this year by 15-20 days. Peak arrivals time will be from Feb.

Potato Prices & Arrivals in Producing & Consumption Centers



(Source: AGRIWATCH)

Potato Prices & Arrivals in major Mandi as on 05/01/2013

Mandi	Ludhiana	Khandauli	Farrukhabad	Kanpur	Indore	Ahmedabad	Bangalore
Price (in Qtl)	480-520	540-760	451-500	550-750	500-1100	650-1450	1200-1800
Arrivals (in Qtl)	3000	2000	32000	17600	12500	13000	7000

Potato Prices & Arrivals in major Mandi as on 04/01/2013

Mandi	Ludhiana	Khandauli	Farrukhabad	Kanpur	Indore	Ahmedabad	Bangalore
Price (in Qtl)	480-540	800-1000	441	500-700	500-1000	650-1500	1400-1900
Arrivals (in Qtl)	2500	4000	40000	25000	17500	13688	5000

(Source: Agriwatch)



SFAC
लघु कृषक
कृषि व्यापार संघ

Small Farmers'
Agribusiness
Consortium



AGRIWATCH

MCX- Potato Futures Analysis: (as on 5th Jan 2012)

Symbol	Exchange	Expiry Date	Today's Close Price	Previous Close Price	Net Change	Today's Open Interest	Previous Day Open Interest	Change
POTATO	MCX	15-Mar-13	740.6	754.1	-13.50	20010	18690	1320
POTATO	MCX	15-Apr-13	695.5	715.6	-20.10	11490	11280	210
POTATO	MCX	15-May-12	692.6	714.5	-21.90	22380	22620	-240
				Total				1290

(Source: MCX)

Daily Price Chart of MCX- Agra March Contract:



(Source: AGRIWATCH)

Potato Prices in major markets – Wholesale vs. Retail as on 5th January 2013

Centre	Wholesale Prices (Rs/ qtl)	Retail Price (Rs/ kg)	Centre	Wholesale Prices (Rs/ qtl)	Retail Price (Rs/ kg)
NORTH ZONE			EAST ZONE		
CHANDIGARH	900	10	PATNA	NR	NR
DELHI	675	11	BHAGALPUR	NR	NR
HISAR	800	9	RANCHI	NR	NR
KARNAL	700	9	BHUBANESHWAR	950	13
SHIMLA	NR	NR	CUTTACK	1000	13
MANDI	1400	16	SAMBALPUR	900	13
SRINAGAR	NR	20	KOLKATA	900	11
JAMMU	700	15	SILIGURI	800	10
AMRITSAR	600	10	NORTH-EAST ZONE		
LUDHIANA	800	10	ITANAGAR	NR	NR
BATHINDA	400	9	GUWAHATI	NR	10
LUCKNOW	800	10	SHILLONG	NR	10
KANPUR	600	8	AIZWAL	2200	30
VARANASI	900	10	DIMAPUR	1500	20
AGRA	800	10	AGARTALA	1250	15
DEHRADUN	700	12	SOUTH ZONE		
WEST ZONE			PORT BLAIR	2100	24
RAIPUR	1400	16	HYDERABAD	1800	20
PANAJI	NR	NR	VIJAYWADA	1900	21
AHMEDABAD	1300	18	BENGALURU	1900	21
RAJKOT	1400	16	DHARWAD	1550	18
BHOPAL	1300	15	T.PURAM	2500	27
INDORE	1000	15	ERNAKULAM	2500	27
GWALIOR	1200	15	KOZHICODE	2000	23
JABALPUR	800	10	PUDUCHERRY	2000	24
MUMBAI	1350	22	CHENNAI	1500	20
NAGPUR	1400	17	DINDIGUL	2300	25
JAIPUR	500	10	THIRUCHIRAPALLI	1900	20

(Source: State Civil Supplies Dept)

Disclaimer

The information contained in this document has been compiled by Agriwatch from sources believed to be reliable, such as NHB, Agmarknet, etc. and directly from traders in mandis. However, users of this data are requested to use the information with due caution and crosscheck with other sources. This document is not, and should not be construed as an offer to sell or buy any commodities. This document may not be reproduced, distributed or published without the express consent of SFAC