



Guar Weekly Research Report

Table of Contents

- ❖ **Executive Summary**
- ❖ **Recommendations**
- ❖ **Domestic Market Fundamentals**
- ❖ **Processing Margins**
- ❖ **Guar Seed to Gum Ratio**
- ❖ **Guar Gum Weekly Exports**
- ❖ **Technical A-lysis (Guar Seed)**
- ❖ **Technical A-lysis (Guar Gum)**
- ❖ **Guar Seed & Gum Prices at Key Spot Markets**
- ❖ **Guar Seed Arrivals at Key Centers**

Executive Summary**Domestic Guar Seed Market Summary**

Guar seed prices have gone down amid tight supplies during this week. Farmers and traders are releasing their stocks at the current market prices. Guar gum prices have gone down amid dull trading activities.

Volume of trade continued to remain thin in the cash market yards, due to need based local and overseas demand in guar products.

However, there is considerably a good sign of gradual increase in oilrigs with surge in crude oil demand in recent months; this could increase in the overseas guar gum demand.

As per data released by Baker Hughes, the number of oilrigs in USA increase by 9 to 470 as on 19th June 2021 compared to 470 previous week, 12th June 2021. Further, they are up by 51.82% from 301 oilrigs in the corresponding period in last year.

India's guar gum exports declined in the month of May 2021 by 2.25% to 20,340 tonnes compared to 20,808 tonnes during March 2021 at an average FoB of US \$ 1676 per tonne in the month of May 2021 as compared to US \$ 1392 per tonne in the month of March 2021. Further, the gum shipments were up by 19% in May 2021 compared to the same period last year. Of the total exported quantity, around 6,438 tonnes is bought US, Russia (2,959 tonnes) and Thailand (2,81 tonnes).

India's guar split exports rose in the month of May 2021 by +99.93% to 10838 tonnes compared to 5,560 tonnes during May 2021 at an average FoB of US \$ 1002 per tonne in the month of April compared to US \$ 960 per tonne in the month of April 2021. However, the guar split shipments gone up by 41.82 % in May 2021 compared to the same period last year. Of the total exported quantity, around 8,700 tonnes is bought China, US (1420 tonnes) and Switzerland 320 tonnes.

Previous Updates:

India's guar gum exports improved in the month of April 2021 higher by +3.38% to 20,808 tonnes compared to 20127 tonnes during March 2021 at an average FoB of US \$ 1392 per tonne in the month of April 2021 as compared to US \$ 1659 per tonne in the month of March 2021. Further, the gum shipments were up +120% in April 2021 compared to the same period last year. Of the total exported quantity, around 7,155 tonnes is bought US, Germany (2,348 tonnes) and China (2,489 tonnes).

India's guar split exports rose in the month of April 2021 by +66% to 5560 tonnes compared to 3,334 tonnes during March 2021 at an average FoB of US \$ 960 per tonne in the month of April compared to US \$ 1,024 per tonne in the month of March 2021. However, the guar split shipments Plunged -35% in April 2021 compared to the same period last year. Of the total exported quantity, around 4,960 tonnes is bought China, US (240 tonnes) and Switzerland 360.

Recommendation:

Weekly Call- : Market participants are advised to sell Guar seed future July contract below 4000 levels for a target of 3800 with a stop loss at 4100.

Outlook:-

[\(Back to Table of Contents\)](#)

Domestic Front

The local guar seed paid prices witnessed gain in May'21 compared to previous month. Fresh buying activities of seed in local markets after ease in lockdown restrictions is supporting prices to rise.

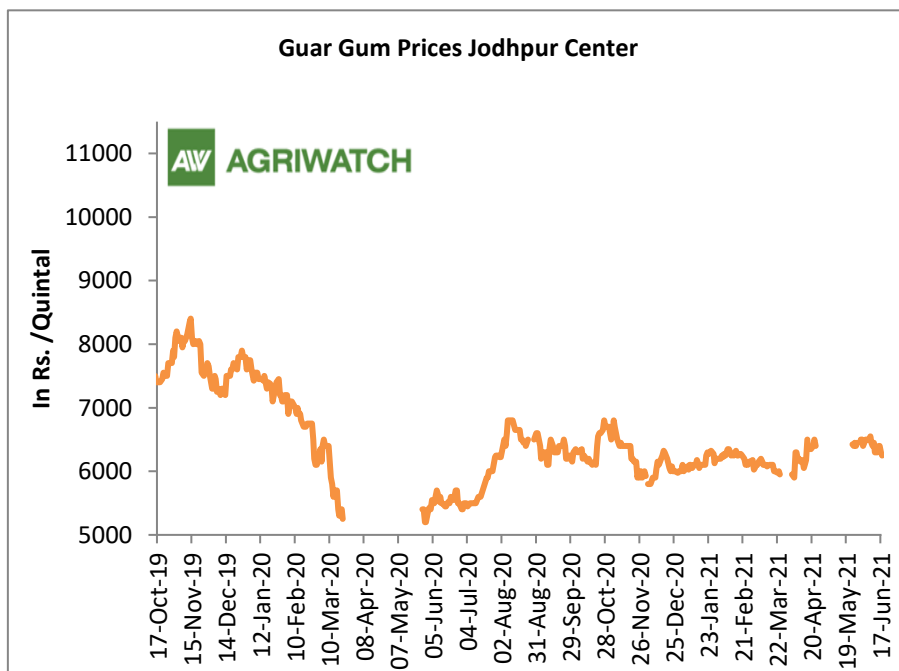
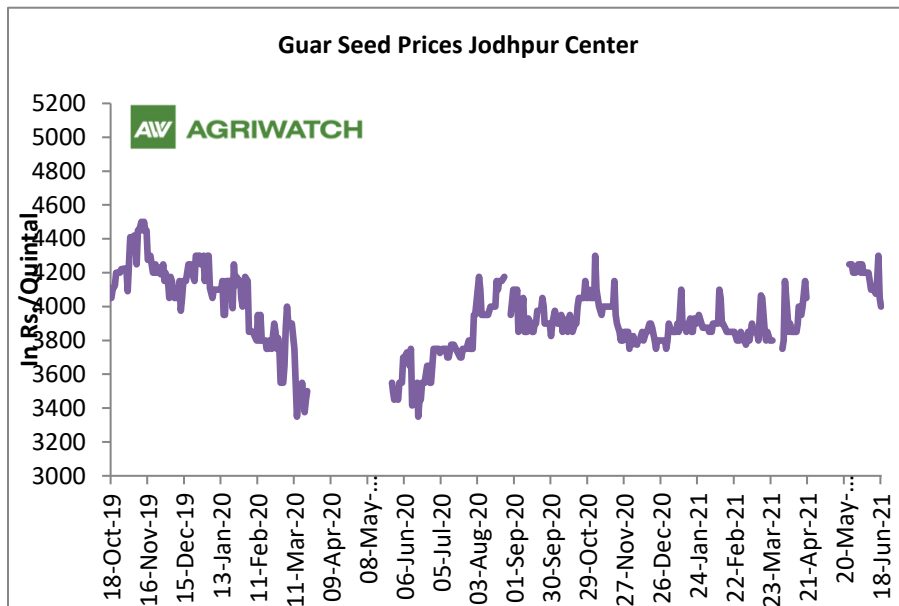
The average guar seed all paid prices in Jodhpur have increased and was quoted at Rs. 4228 a quintal in May'21 compared to Rs. 3,928.12 a quintal in April'21.

In Jodhpur, weekly average Guar seed loose price declined to Rs. 4129/ qtl. in this week against Rs. 4232/qtl in previous week.

The 2020/21 guar seed output is estimate to have fallen by around 45% compared to the previous season.

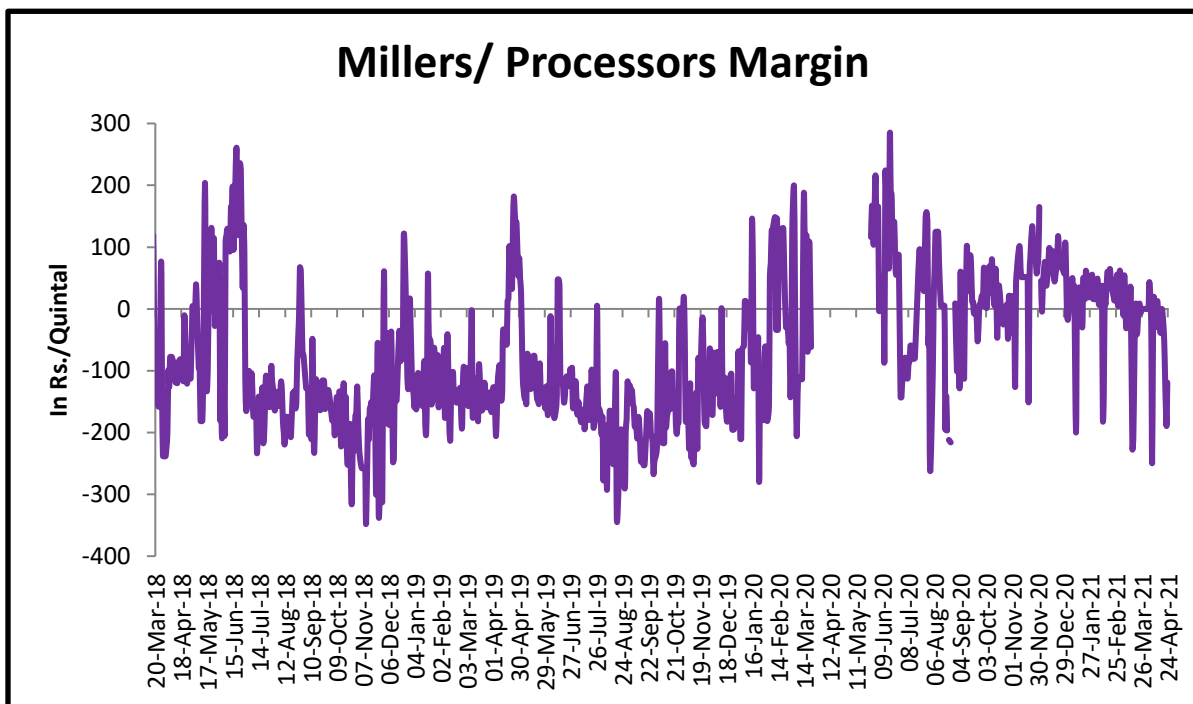
In Jodhpur, weekly average guar gum price decreased to Rs 6364/Qtl in this week against Rs.6470/Qtl in previous week.

In addition, the average guar gum prices improved to around Rs. 6,437.5 a quintal in May'21 compared to Rs. 6,226.5 per quintal in April'21 supported by good demand of exporters. Rise in oil rings also supported prices to increase.



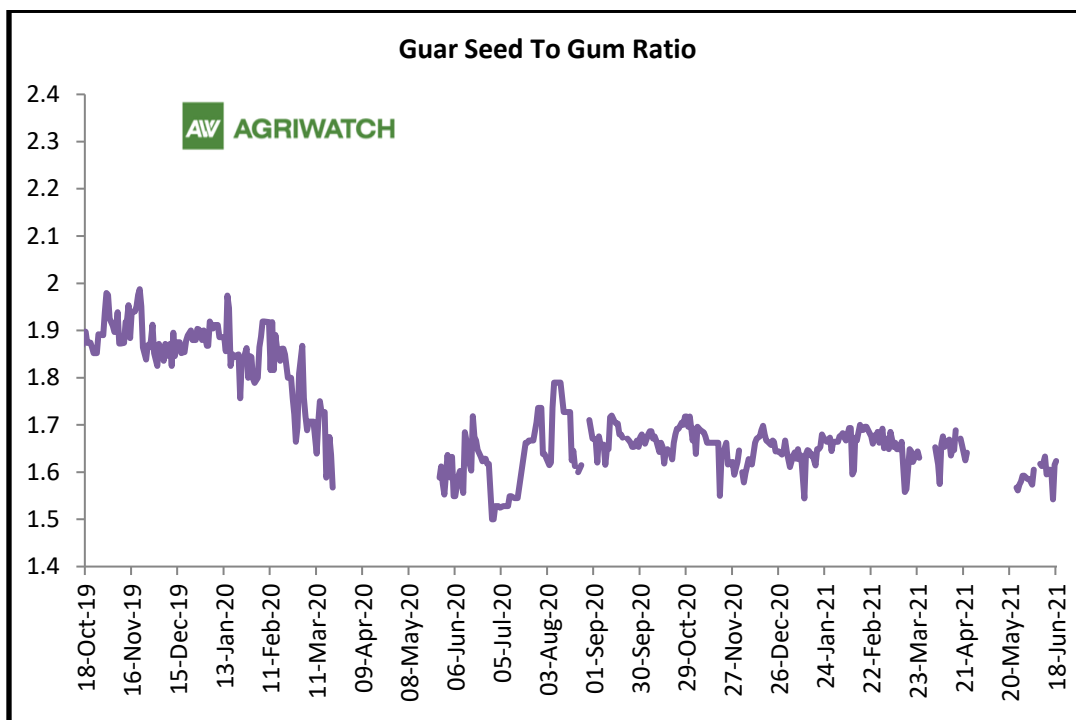
Millers/Processors Margin

As seen in the chart, the average crush margin of guar seed have further declined in April'21 as compared to March'21, the average crush margin declined to Rs. -50/quintal in April'21 compared to Rs. -19.61/quintal in March'21.



Guar Seed to Gum Ratio

The average weekly Ratio of guar seed to gum stood at 1.62 as compared to last week 1.60.



Guar Gum Weekly Export

[\(Back to Table of Contents\)](#)

Week On Week Exports	Quantity in MT	Average FoB (\$/T)
01-08 May-2021	5635	1648
9-15 May-2021	4878	1684
16-22 May-2021	4212	1662
23-31 May-2021	5615	1708
Total	20340	1676

Source: Trade



Technical Analysis (Guar Seed)

(Back to Table of Contents)

Commodity: Guar Seed

Contract: July

Exchange: NCDEX

Expiry: July 20, 2021

Guar Seed (June, Daily Chart)



Technical Commentary:

- Guar seed plunged lower amid sellers' pressure in the market, however 4000 is major support.
- Prices closed below 9-day 18-day EMA, indicating weak tone in near-term.
- MACD is moving in negative zone.
- RSI and stochastic are in negative zone indicating weak buying strength.

Strategy: Sell on rise

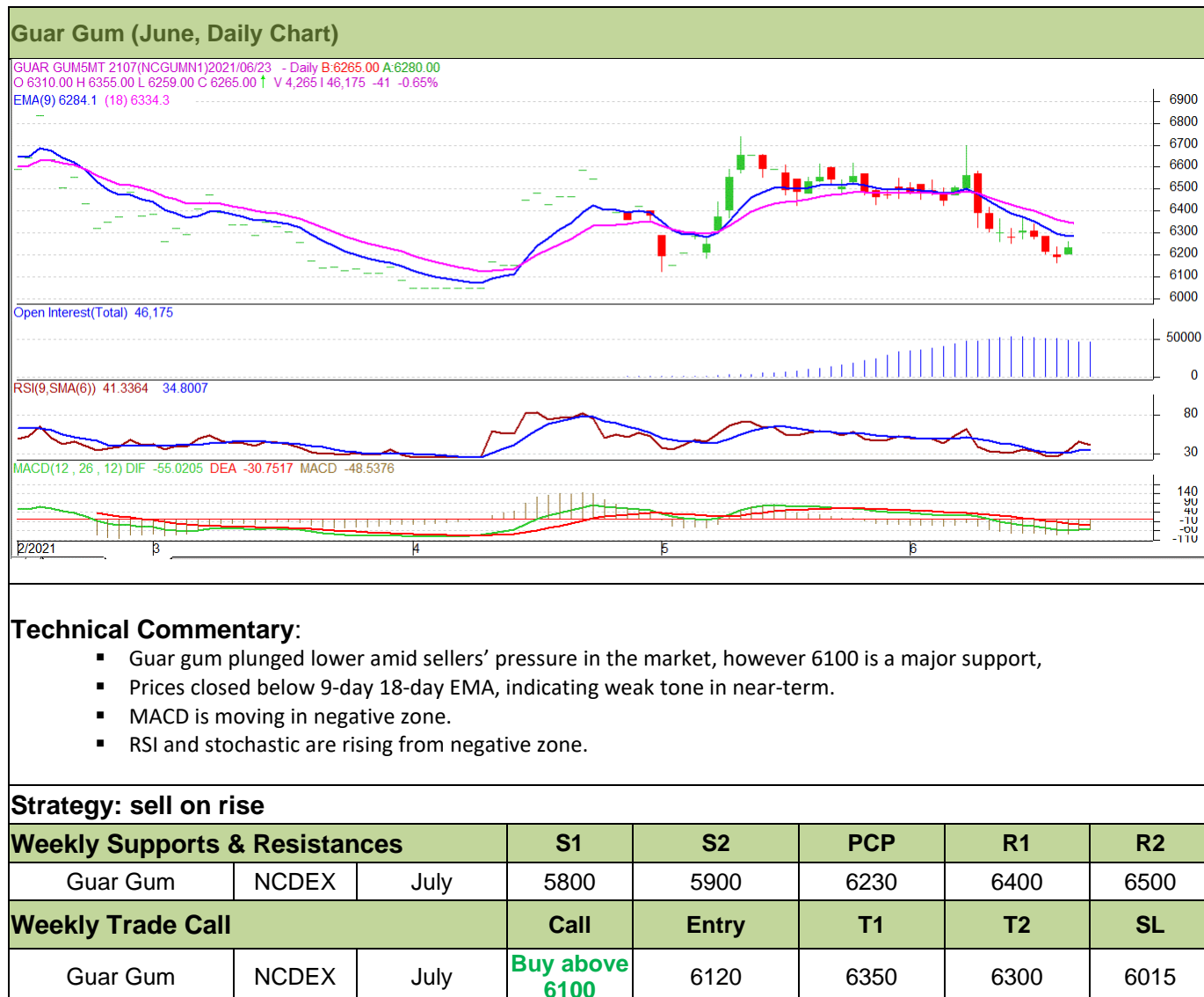
Weekly Supports & Resistances			S1	S2	PCP	R1	R2
Guar Seed	NCDEX	July	3700	3760	4060	4080	4110
			Call	Entry	T1	T2	SL
Guar Seed	NCDEX	July	Sell below 4000	3990	3850	3830	4050

Technical Analysis (Guar Gum)

(Back to Table of Contents)

Commodity: Guar Gum
Contract: July

Exchange: NCDEX
Expiry: July 20, 2021



Guar Seed & Gum Prices at Key Spot Markets[\(Back to Table of Contents\)](#)

Guar by – Products Weekly Average Prices:				
Commodity	Centre	10th June to 17th June 2021	3rd June to 10th June 2021	Change
Churi	Jodhpur	NA	NA	-
Korma	Jodhpur	NA	NA	-
Churi	Sri-Ganganagar	NA	NA	-
Korma	Sri-Ganganagar	NA	NA	-
Prices in Rs/75kg				

Guar Export Weekly Average Prices:				
Commodity	Variety	10th June to 17th June 2021	3rd June to 10th June 2021	Change
Guargum Split		NA	NA	-
Guargum Powder	200 Mesh 5000 CPS	NA	NA	-
	200 Mesh 3500 CPS	NA	NA	-
Guargum Meal	40%	NA	NA	-
	50%	NA	NA	-
Prices in \$/MT				

Guar Seed Weekly Average Prices:					
Commodity	District	Centre	Weekly Prices (Average) (Rs/Qtl)		Change
Guar Seed			10th June to 17th June 2021	3rd June to 10th June 2021	
Rajasthan	Jodhpur	Jodhpur (Loose)	3942	4075	-133
		Jodhpur(Delivery)	4139	4279	-140
	Sri-Ganganagar	Sri-Ganganagar (Loose)	3950		-
		Sri-Ganganagar (Delivery)	4100	-	-
		Rawla (Loose)	-	-	-
		Gharsana (Loose)	-	-	-
		Raisinghnagar (Loose)	3900		-
	Bikaner	Bikaner (Loose)	3953	3986	-34
		Bikaner (Delivery)	4150	4185	-35
		Nokha(Loose)	3963	4017	-54
		Nokha (Delivery)	4161	4218	-57
		Khajuwala (Loose)	3920	3950	-30

		Khajuwala (Delivery)	4116	4148	-32
		Lunkaransar (Loose)	3925	4000	-75
	Hanumangarh	Hanumangarh (Loose)	-	-	-
		Hanumangarh (Delivery)	-	-	-
		Nohar (Loose)	-	-	-
		Pilibanga (Loose)	-	-	-
	Nagaur	Nagaur (Loose)	-	3983	-
	Churu	Churu (Delivery)	-	-	-
	Alwar	Alwar (Loose)	-	-	-
Haryana	Hisar	Adampur (Loose)	3950	4000	-50
		Adampur (Delivery)	4148	4200	-53
	Bhiwani	Bhiwani (Delivery)	4100	-	-
		Siwani (Loose)	4125	4067	58
	Sirsa	Sirsa (Loose)	3920	4020	-100
		Dhabwali (Loose)	-	-	-
		Dhabwali (Delivery)	-	-	-
		Ellanabad (Loose)	-	-	-
	Fatehabad	Fatehabad (Loose)	3933	3900	33
Gujarat	Banaskantha	Deesa (Loose)	-	-	-
	Patan	Patan (Loose)	3698	3775	-77
	Rajkot	Rajkot (Loose)	3735	3817	-82
	Jamnagar	Dhrol (Loose)	-	-	-
Madhya Pradesh	Gwalior	Dabra (Loose)	-	-	-
Guar Gum					
Rajasthan	Jodhpur	Jodhpur	6350	6475	-125
	Alwar	Alwar	-	-	-
	Hanumangarh	Nohar	-	-	-
Haryana	Bhiwani	Bhiwani	-	-	-
	Sirsa	Sirsa	6350	6500	-150
		Dhabwali	-	-	-
		Ellanabad	-	-	-
	Fatehabad	Fatehabad	6367	6333	33

Guar Cumulative Arrivals in Key Centers:					
Commodity	District	Centre	Weekly Arrivals (Quintals)		Change
Guar Seed			10th June to 17th June 2021	3rd June to 10th June 2021	
Rajasthan	Jodhpur	Jodhpur	-	-	-
	Sri-Ganganagar	Sri-Ganganagar	800	-	-
		Rawla	-	-	-
		Gharsana	-	-	-
		Raisinghnagar	-	-	-
	Bikaner	Bikaner	850	1300	-450
		Nokha	500	1350	-850
		Khajuwala	600	350	250
		Lunkaransar	700	1300	-600
	Hanumangarh	Hanumangarh	-	-	-
		Nohar	-	-	-
		Pilibanga	-	-	-
	Nagaur	Nagaur	-	-	-
	Churu	Churu	-	-	-
	Alwar	Alwar	-	-	-
Haryana	Hisar	Adampur	1000	750	250
	Bhiwani	Bhiwani	50	-	50
		Siwani	700	1000	-300
	Sirsa	Sirsa	2600	3800	-1200
		Dhabwali	-	-	-
		Ellanabad	-	-	-
	Fatehabad	Fatehabad	-	-	-
Gujarat	Banaskantha	Deesa	-	-	-
	Patan	Patan	-	-	81
	Rajkot	Rajkot	230	475	-245
	Jamnagar	Dhrol	-	-	-
Madhya Pradesh	Gwalior	Dabra	-	-	-
Total Arrivals/Above Markets			10671	16799	-6128

Week on Week Price: Scenario of Guarseed and Guargum:						
Commodity	District	Centre	Today	Week Ago	Month Ago	Year Ago
Guar Seed			17-Jun-21	10-Jun-21	17-May-21	17-Jun-20
Rajasthan	Jodhpur	Jodhpur (Loose)	3900	3950	-	3200
		Jodhpur(Delivery)	4095	4148	-	3360
	Sri-Ganganagar	Sri-Ganganagar(Loose)	3850	3950	-	-
		Sri-Ganganagar (Delivery)	4000	4100	-	-
		Rawla (Loose)	-	-	-	-
		Gharsana (Loose)	-	-	-	-
		Raisingh-gar (Loose)	3875	3950		
	Bikaner	Bikaner (Loose)	3870	3940	4100	3300
		Bikaner (Delivery)	4064	4137	4305	3465
		Nokha(Loose)	3950	3975	-	-
		Nokha (Delivery)	4148	4174	-	-
		Khajuwala (Loose)	3850	3950	-	3300
		Khajuwala (Delivery)	4043	4148	-	3465
		Lunkaransar (Loose)	3850	4000	--	3300
	Hanumangarh	Hanumangarh (Loose)	-	-	-	-
		Hanumangarh (Delivery)	-	-	-	-
		Nohar (Loose)	-	-	-	-
		Pilibanga (Loose)	-	-	-	-
	-gaur	-gaur (Loose)	-	-	-	-
	Churu	Churu (Delivery)	-	-	-	-
	Alwar	Alwar (Loose)	-	-	-	-
Harya-	Hisar	Adampur (Loose)	3850	4000	-	3350
		Adampur (Delivery)	4043	4200	-	3518
	Bhiwani	Bhiwani (Delivery)	4100	NR	-	0
		Siwani (Loose)	4060	4150	-	3500
	Sirsa	Sirsa (Loose)	3880	3950	-	-
		Dhabwali (Loose)	-	-	-	-
		Dhabwali (Delivery)	-	-	-	-
		Ella-bad (Loose)	-	-	-	

	Fatehabad	Fatehabad (Loose)	3850	3950	-	3300
Gujarat	Ba-skantha	Deesa (Loose)	-	-	-	-
	Patan	Patan (Loose)	3750	3705	-	-
	Rajkot	Rajkot (Loose)	3700	3750	-	3375
	Jam-gar	Dhrol (Loose)	-	-	-	-
Madhya Pradesh	Gwalior	Dabra (Loose)	-	-	-	-
Guar Gum						
Rajasthan	Jodhpur	Jodhpur	6300	6400	-	5500
	Alwar	Alwar	-	-	-	-
	Hanumangarh	Nohar	-	-	-	-
Haryana-	Bhiwani	Bhiwani	6350	NR	-	-
	Sirsa	Sirsa	6450	6500	-	-
		Dhabwali	-	-	-	-
		Ella-bad	-	-	-	-
	Fatehabad	Fatehabad	6300	6400	-	5500

Disclaimer

The information and opinions contained in the document have been compiled from sources believed to be reliable. The company does not warrant its accuracy, completeness and correctness. Use of data and information contained in this report is at your own risk. This document is not, and should not be construed as, an offer to sell or solicitation to buy any commodities. This document may not be reproduced, distributed or published, in whole or in part, by any recipient hereof for any purpose without prior permission from the Company. IASL and its affiliates and/or their officers, directors and employees may have positions in any commodities mentioned in this document (or in any related investment) and may from time to time add to or dispose of any such commodities (or investment). Please see the detailed disclaimer at <http://www.agriwatch.com/disclaimer.php> © 2021 Indian Agribusiness Systems Ltd.