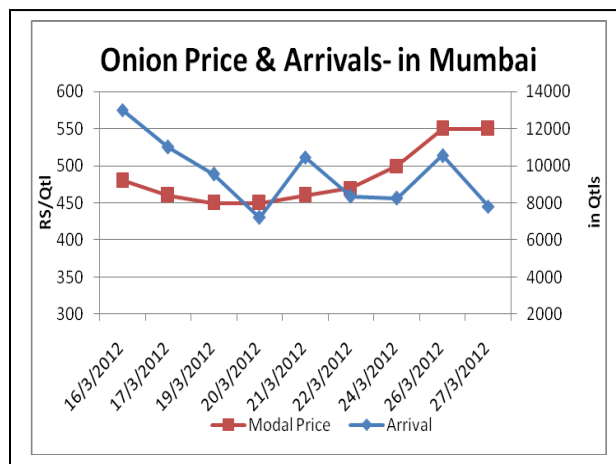
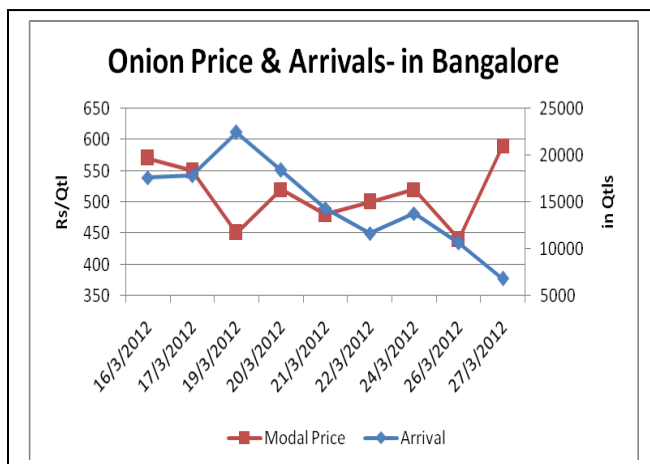


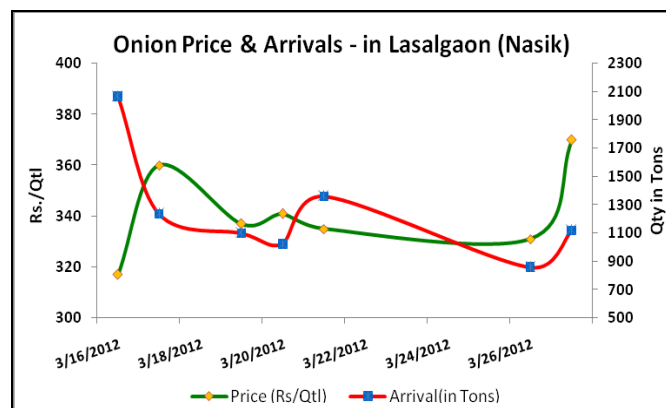
## Onion Fundamentals:

- Onion prices in Bangalore edged-up from Rs 450/Qtl to Rs 590/Qtl on Friday. The lower arrivals lent support to the prices. The arrivals fell to 6800 quintals on Friday from 10,640 quintals previous day.
- Dull activity was observed in Maharashtra markets due to year end close and farmer's agitation against Govt. Growers are demanding a minimum of Rs. 14/Kg for their onion produce.
- The harvesting is underway and it will gradually pick-up after festivities in the growing belts of Maharashtra.
- As per trade sources, commission agents and traders of Maharashtra are not showing much interest in onion trades this season due to uncertain govt policies, farmer's demands and consuming centers price behavior.
- As commencement of new onion arrivals in the growing belts of Madhya Pradesh and West Bengal is expected to hit the sales in the markets of Maharashtra in near to medium-term.
- The prices in Mumbai market is increased from Rs. 450/qtl to Rs 550/Qtl in last one week due to lower arrivals.

## Onion Prices & Arrivals in Metro Cities



(Source: NHRDF)



## Outlook:

For the short term, onion prices are expected to stay range bound with firm bias due to short-supplies in Maharashtra on account of year end closing and lower arrivals. Over the medium term, greater demand for better quality onions by exporters shall provide underlying support to the prices and prevent any sharp fall.

**Onion Prices – Mandi vs. Retail as on 27 March 2012**

S.No.	Centre Name	Min Price (Rs/Qtl)	Max Price (Rs/Qtl)	Avg Price (Rs/Qtl)	Arrivals (MT)	Retail Price (Rs/Qtl)
1	AGRA	400	500	450	40	1000
2	AHMEDABAD	300	650	450	387	800
3	AMRITSAR	600	650	625	190	1000
4	BANGALORE	600	700	650	700	1400
5	BARAUT	700	800	750	4	1100
6	BHOPAL	450	550	500	160	650
7	CHANDIGARH	750	1000	875	75	1200
8	CHENNAI	700	900	800	520	1200
9	DELHI	400	700	550	782	1200
10	GUWAHATI	680	720	700	170	1400
11	HYDERABAD	700	900	800	825	1300
12	JAIPUR	550	650	605	218	1000
13	JAMMU	700	750	740	150	1000
14	LUCKNOW	550	650	600	40	900
15	MUMBAI	500	620	550	7800	1000
16	NAGPUR	475	750	613	340	1000
17	PUNE	400	500	450	1750	600
18	RAIPUR	500	600	540	52	1000
19	RANCHI	590	710	700	200	1000
20	SHIMLA	900	1000	950	11	1400
21	SRINAGAR	850	950	880	130	1500
22	SURAT	500	700	600	230	1200
23	TRIVENDRUM	850	1000	950	40	1500

(Source: NHB)