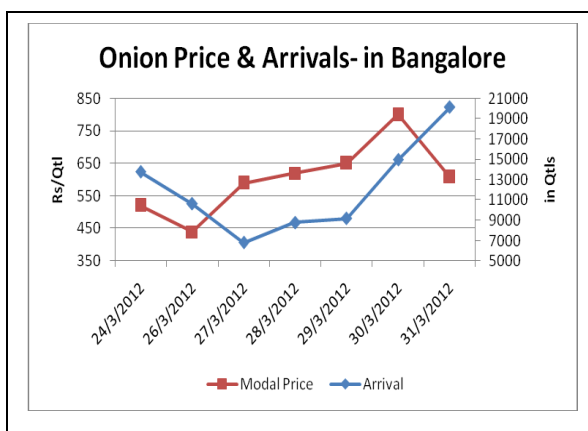
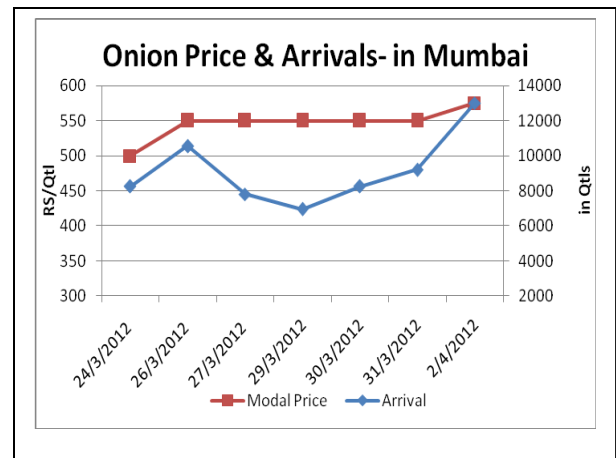
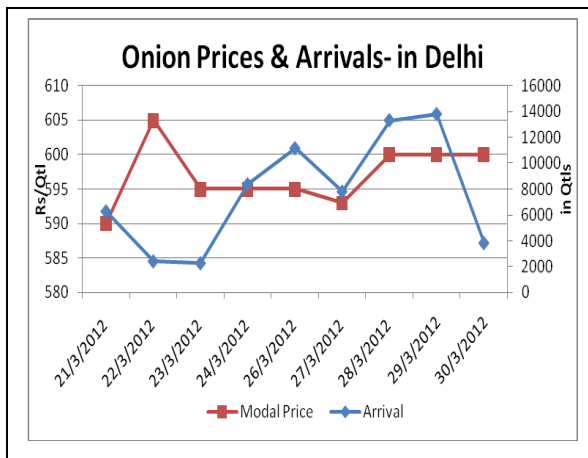


Onion Fundamentals:

- Prices are steady to increasing trend in major markets which signifies upcoming demand after 9 –days Navratra festivals.
- The harvesting of late kharif onion in Gujarat and Maharashtra is almost over. The Rabi crop has started to come in Wholesale markets of Maharashtra and increase further in next two week once Mandis start in normal routine. The shelf life of rabi crop is 6 to 8 months and farmer's could store these in case there is major fall in prices.
- The onion prices because of more arrivals are stable at lower level in almost all the producing markets of Maharashtra, Gujarat, Karnataka, Rajasthan etc.
- The productivity of onion this year was more due to favorable weather prevailed, prolonged winter and no rains damage unlike last year.
- Traders & Farmers are waiting for decision on MEP and MSP. Commerce ministry is in favor of removing MEP but the Price support operation system (MSP) is undecided (due to subsidy involved and how it will be shared between State & Central Govt).

Onion Prices & Arrivals in Metro Cities



Outlook:

Onion prices are likely to be in increasing trend in near term due to stocking interest for Rabi crop from both farmers and traders. Export demand is expected to pick up in this month which also gives support to prices.

(Source: NHRDF)



SFAC
लघु कृषक
कृषि व्यापार संघ

**Small Farmers'
Agribusiness
Consortium**



AGRIWATCH

Onion Prices in major markets – Mandi vs. Retail as on 2nd April 2012

S.No.	Centre Name	Min Price (Rs/Qtl)	Max Price (Rs/Qtl)	Avg Price (Rs/Qtl)	Arrivals (MT)	Retail Price (Rs/Qtl)
1	AGRA	500	600	550	50	1000
2	AHMEDABAD	300	550	425	320	900
3	CHANDIGARH	750	850	800	80	1000
4	DEHRADUN	575	650	600	30	1200
5	DELHI	425	800	625	99	1200
6	GANGATOK	850	1200	1050	3	1300
7	JAIPUR	550	650	605	251	1000
8	JAMMU	700	800	750	170	1200
9	LASALGAON	400	450	430	290	650
10	LUCKNOW	600	670	635	30	900
11	NASIK	450	500	480	180	700
12	PIMALGAON	425	475	455	250	480
13	PUNE	500	600	550	1683	700
14	RAIPUR	525	625	580	43	1000
15	RANCHI	560	685	660	220	1000
16	SHIMLA	1100	1200	1150	14	1500
17	SRINAGAR	880	950	930	130	1500
18	SURAT	500	600	550	240	1000
19	TRIVENDRUM	900	1050	950	60	1500

(Source: NHB)

Disclaimer

The information contained in this document has been compiled by Agriwatch from sources believed to be reliable, such as NHB, Agmarknet, etc. and directly from traders in mandis. However, users of this data are requested to use the information with due caution and crosscheck with other sources. This document is not, and should not be construed as an offer to sell or buy any commodities. This document may not be reproduced, distributed or published without the express consent of SFAC



SFAC
लघु कृषक
कृषि व्यापार संघ

Small Farmers'
Agribusiness
Consortium



AGRIWATCH