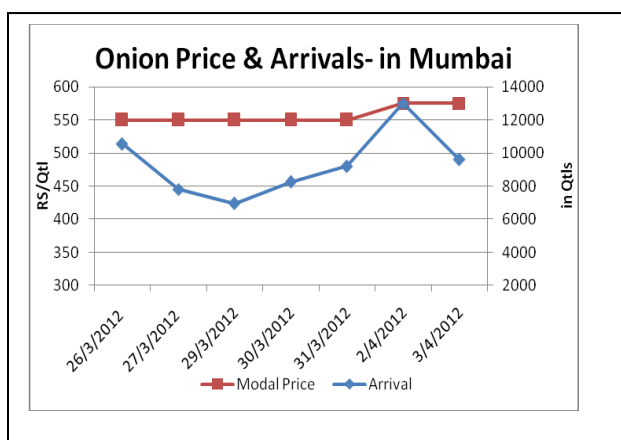
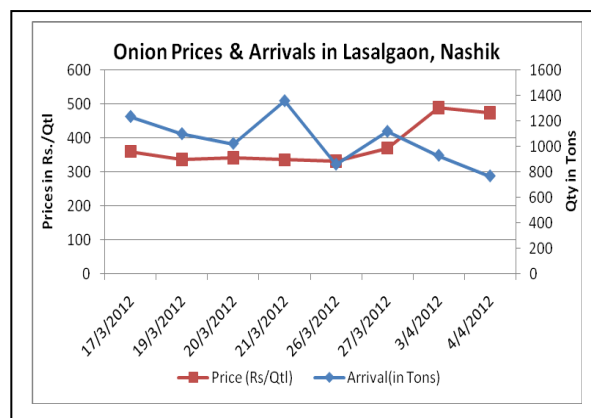
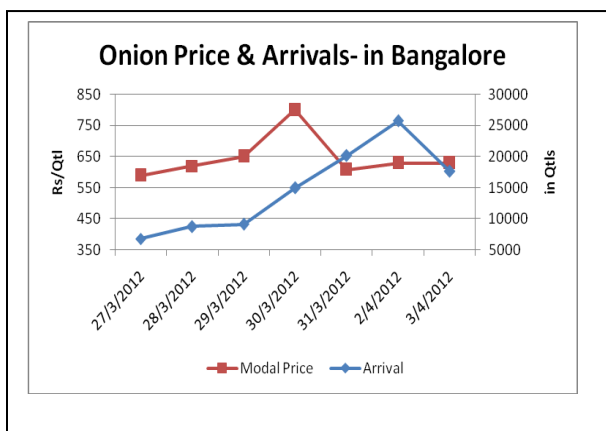


Onion Fundamentals:

- Auction at Lasalgaon, Nashik market has started after a week long March end closing. The average wholesale prices of onions, which were priced around Rs 375 a quintal on Tuesday March 27, increased to Rs 470 a quintal on 3rd April due to low arrival of the crop in the market.
- Arrivals in Lasalgaon have almost halved in last two week leading to price rise. As harvesting of late kharif crop is almost over and summer crop has started but with low volumes. Since summer crop has long shelf life of 6-8 months, farmers and traders can hold if there is any major price fall.
- Potato & onion prices could increase further due to its availability at cheaper rates when compared to other vegetables. Retail prices of other vegetables like tomato, brinjal and bitter gourd etc have reached to Rs 30-40/ Kg in metro cities like Delhi and Mumbai.
- The productivity of onion this year was more due to favorable weather prevailed, prolonged winter and no rains damage unlike last year.
- Traders & Farmers are waiting for decision on MEP and MSP. Commerce ministry is in favor of removing MEP but the Price support operation system (MSP) is undecided (due to subsidy involved and how it will be shared between State & Central Govt).

Onion Prices & Arrivals in Producing Region



Outlook:

Onion prices are likely to be in range bound due to higher arrivals in producing region and stocking interest for Rabi crop from both farmers and traders. Export demand is expected to pick up in this month which will give support to prices.

(Source: NHRDF)



SFAC
लघु कृषक
कृषि व्यापार संघ

Small Farmers'
Agribusiness
Consortium



AGRIWATCH

Onion Prices in major markets – Mandi vs. Retail as on 4th April 2012

S.No.	Centre Name	Min Price (Rs/Qtl)	Max Price (Rs/Qtl)	Avg Price (Rs/Qtl)	Arrivals (MT)	Retail Price (Rs/Qtl)
1	AGRA	400	600	500	40	1000
2	AHMEDABAD	400	550	475	310	800
3	BANGALORE	650	750	700	1100	1400
4	BHUBANESHWAR	750	800	775	300	1200
5	CHANDIGARH	625	750	688	80	1000
6	CHENNAI	800	1000	900	500	1200
7	DEHRADUN	580	655	600	28	1200
8	JAIPUR	600	650	630	280	1000
9	JAMMU	700	800	750	125	1200
10	LASALGAON	400	500	440	290	650
11	LUCKNOW	550	600	575	30	900
12	MUMBAI	500	650	580	1560	1000
13	NAGPUR	500	650	575	330	1000
14	NASIK	450	600	550	210	700
15	PIMALGAON	440	520	480	245	680
16	PUNE	500	600	550	1733	700
17	RAIPUR	500	650	620	43	1000
18	RANCHI	600	730	685	200	1000
19	SHIMLA	1200	1300	1250	15	1500
20	SRINAGAR	850	930	900	200	1500
21	TRIVENDRUM	900	1040	970	55	1500

(Source: NHB)

Disclaimer

The information contained in this document has been compiled by Agriwatch from sources believed to be reliable, such as NHB, Agmarknet, etc. and directly from traders in mandis. However, users of this data are requested to use the information with due caution and crosscheck with other sources. This document is not, and should not be construed as an offer to sell or buy any commodities. This document may not be reproduced, distributed or published without the express consent of SFAC



SFAC
लघु कृषक
कृषि व्यापार संघ

Small Farmers'
Agribusiness
Consortium



AGRIWATCH