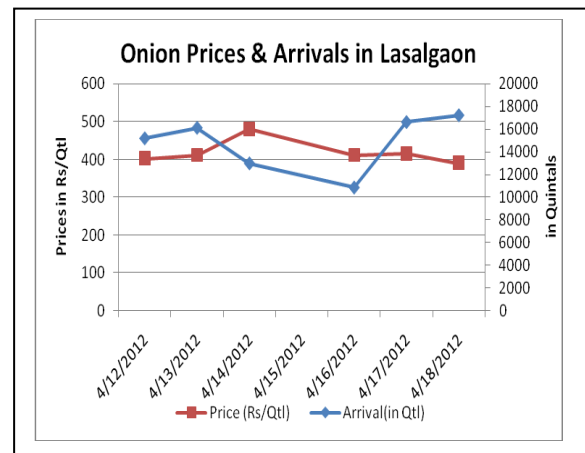
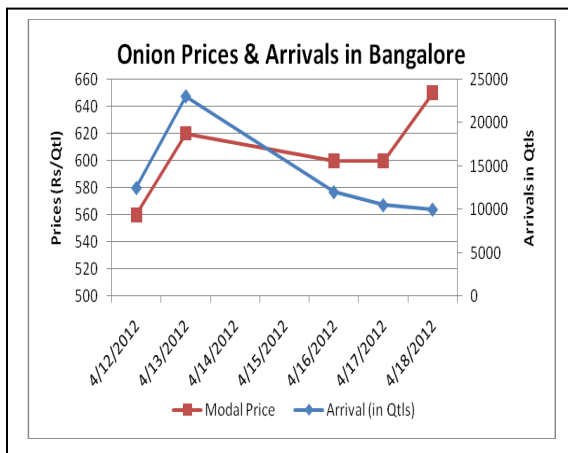


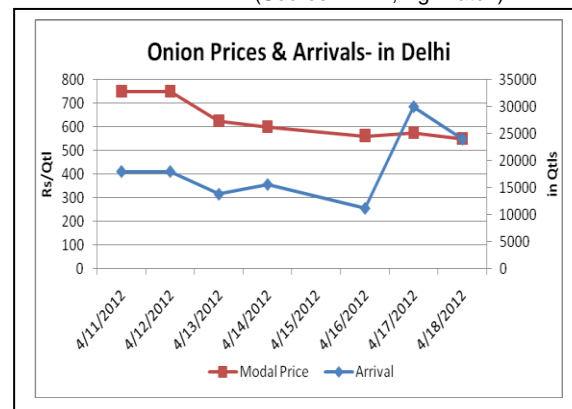
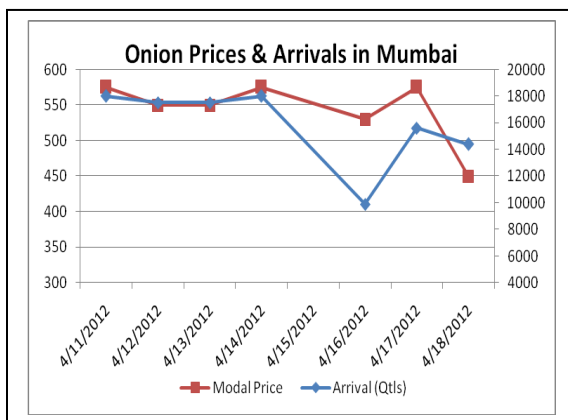
Onion Fundamentals:

- Onion growers have started agitation again in Nashik demanding MSP of Rs. 500/Qtl for Onions, abolishing the export duty, an internal railway facility for onions in the country and the setting up of an Onion Development Federation on the lines of the Sugarcane Development Federation.
- Arrivals in Lasalgaon are increasing whereas it is decreasing in Bangalore Mandi. Prices in Bangalore mandi is started increasing due to decrease in arrivals.
- Export demand is picking up gradually from Gulf, Indonesia and Far East Countries.
- Farmers and traders prefer to hold rabi onion due to its long shelf life of 5-6 months which will give underlying support to prices.
- The onion prices could increase further due to its availability at cheaper rates when compared to other vegetables. Retail prices of other vegetables like tomato, brinjal and bitter gourd etc have reached to Rs 30-40/ Kg in metro cities like Delhi and Mumbai.

Onion Prices & Arrivals in Producing & Consumption Centers



(Source: NHB, Agriwatch)



Outlook:

Onion prices are likely to be in range bound due to higher arrivals in producing region and stocking interest for Rabi crop from both farmers and traders. Export demand is expected to pick up further in this month which will give support to prices.



SFAC
लघु कृषक
कृषि व्यापार संघ

Small Farmers'
Agribusiness
Consortium



AGRIWATCH

Onion Prices in major markets – Mandi vs. Retail as on 18th April 2012

S.No.	Centre Name	Min Price (Rs/Qtl)	Max Price (Rs/Qtl)	Avg Price (Rs/Qtl)	Arrivals (MT)	Retail Price (Rs/Qtl)
1	AGRA	400	500	450	55	1000
2	AHMEDABAD	350	550	450	260	800
3	AMRITSAR	600	750	700	190	1000
4	BANGALORE	600	700	650	1000	1200
5	BARAUT	1100	1200	1150	3	1500
6	BHOPAL	400	500	450	85	600
7	BHUBANESHWAR	850	950	900	400	1200
8	CHANDIGARH	800	900	850	65	1400
9	CHENNAI	500	900	700	700	1200
10	GANGATOK	750	1100	950	3	1800
11	GUWAHATI	780	900	840	210	1200
12	HYDERABAD	700	900	800	372	1100
13	JAIPUR	580	630	610	328	1000
14	JAMMU	800	850	840	200	1200
15	KOLKATA	675	750	713	1892	1400
16	LUCKNOW	600	700	650	30	900
17	MUMBAI	400	600	500	875	1000
18	NAGPUR	450	575	513	320	1000
19	SHIMLA	1300	1400	1350	11	1600
20	SRINAGAR	880	1000	940	180	1500
21	SURAT	500	600	550	240	1000

(Source: NHB)

Disclaimer

The information contained in this document has been compiled by Agriwatch from sources believed to be reliable, such as NHB, Agmarknet, etc. and directly from traders in mandis. However, users of this data are requested to use the information with due caution and crosscheck with other sources. This document is not, and should not be construed as an offer to sell or buy any commodities. This document may not be reproduced, distributed or published without the express consent of SFAC




SFAC
लघु कृषक
कृषि व्यापार संघ

Small Farmers'
Agribusiness
Consortium



AGRIWATCH



SFAC
लघु कृषक
कृषि व्यापार संघ

Small Farmers'
Agribusiness
Consortium



AGRIWATCH