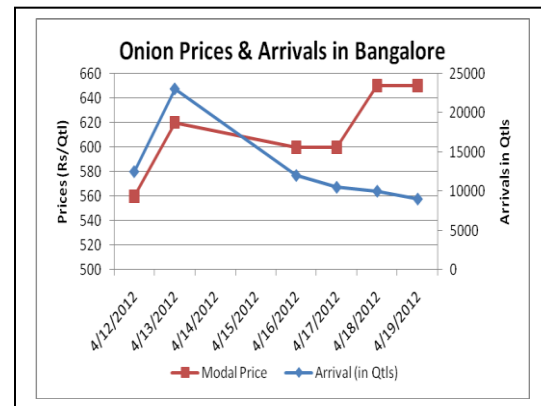
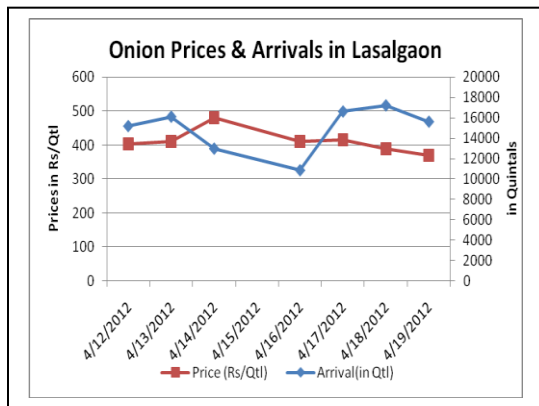


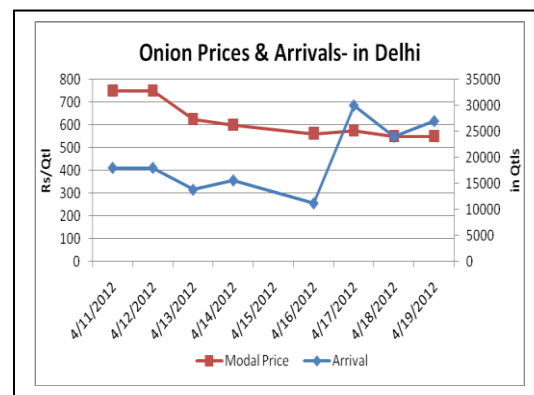
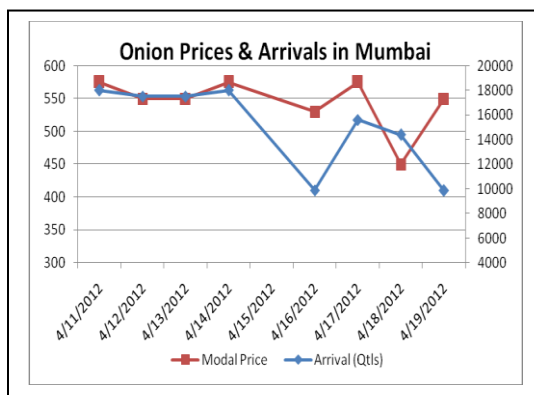
## Onion Fundamentals:

- Onion Prices in Delhi and Mumbai are more or less stable with some downward bias due to higher arrivals from producing regions.
- There is export demand coming from Dubai, Colombo, Bangladesh and European countries. However, as per market participant, this year export demand is shifted to Pakistan due to Indian govt. uncertain trade policies like frequent Export Ban, Increase/decrease in MEP etc
- Arrivals in Lasalgaon are increasing whereas it is decreasing in Bangalore Mandi. Prices in Bangalore mandi is started increasing due to decrease in arrivals. In Lasalgaon, large share of onion arrivals are going into store.
- The onion prices could increase further due to its availability at cheaper rates when compared to other vegetables.

## Onion Prices & Arrivals in Producing & Consumption Centers



(Source: Agriwatch, NHB)



## Outlook:

Onion prices are likely to be in range bound due to higher arrivals in producing region and stocking interest for Rabi crop from both farmers and traders. Higher prices of other vegetables will also give support to onion prices.

## Onion Prices in major markets – Mandi vs. Retail as on 19th April 2012

S.No.	Centre Name	Min Price (Rs/Qtl)	Max Price (Rs/Qtl)	Avg Price (Rs/Qtl)	Arrivals (MT)	Retail Price (Rs/Qtl)
1	ABOHAR	400	600	500	125	1000
2	AGRA	550	620	585	50	1200
3	AHMEDABAD	350	550	450	227	800
4	AMRITSAR	650	800	750	170	1000
5	BARAUT	1200	1300	1250	3	1600
6	BHOPAL	300	500	400	90	600
7	CHANDIGARH	700	800	750	80	1000
8	CHENNAI	800	900	850	500	1200
9	DELHI	425	700	562	871	1200
10	GANGATOK	750	1100	950	2	1800
11	GUWAHATI	780	880	850	200	1200
12	JAIPUR	550	650	605	361	950
13	JAMMU	800	850	840	200	1200
14	LASALGAON	425	475	455	300	680
15	LUCKNOW	550	650	600	26	900
16	MUMBAI	400	600	550	985	1000
17	NASIK	400	500	460	250	700
18	PIMALGAON	400	480	450	260	680
19	PUNE	450	500	475	1525	600
20	SHIMLA	1350	1450	1400	11	1600
21	SRINAGAR	850	950	900	200	1500
22	SURAT	600	650	625	220	1100

(Source: NHB)

### Disclaimer

The information contained in this document has been compiled by Agriwatch from sources believed to be reliable, such as NHB, Agmarknet, etc. and directly from traders in mandis. However, users of this data are requested to use the information with due caution and crosscheck with other sources. This document is not, and should not be construed as an offer to sell or buy any commodities. This document may not be reproduced, distributed or published without the express consent of SFAC



**SFAC**  
लघु कृषक  
कृषि व्यापार संघ

Small Farmers'  
Agribusiness  
Consortium



**AGRIWATCH**