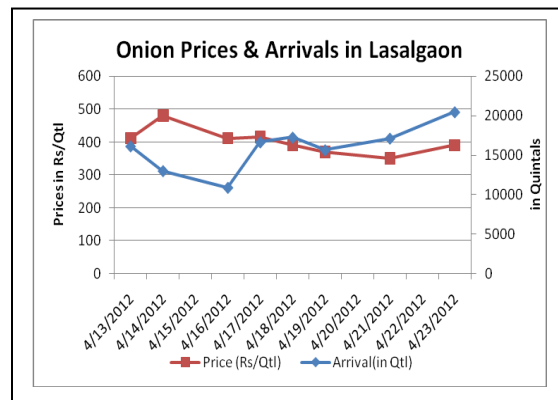
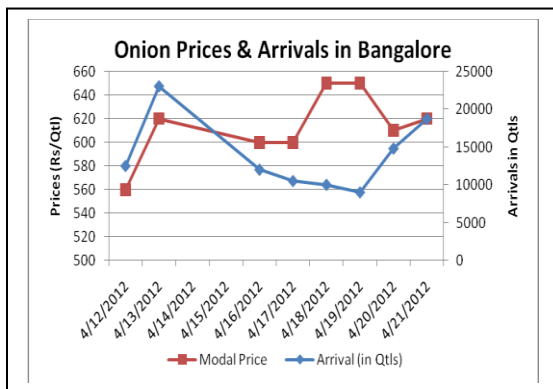


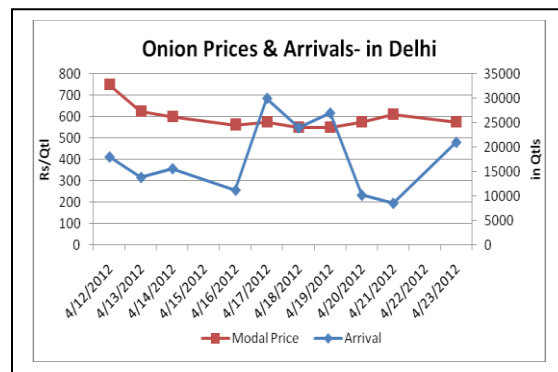
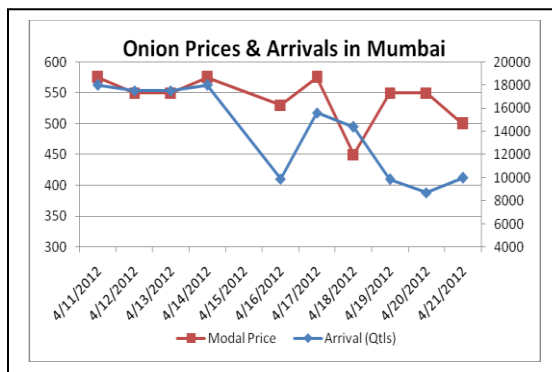
Onion Fundamentals:

- Onion Prices in Delhi and Mumbai are more or less stable with some downward bias due to higher arrivals from producing regions.
- Arrivals have increased in Lasalgaon Mandi of Nashik. Average arrivals per day in last four days are above 15000 qtl.
- Prices have not fallen much due to regular domestic and export demand for Rabi onion.
- The Center is expected to take some decision on Onion exports in its high-level meeting on April 30.
- Export demand for Rabi onion is coming from Dubai, Colombo, Bangladesh and European countries.
- The onion prices would find support due to its availability at cheaper rates when compared to other vegetables.
- Meanwhile, retail prices are hovering in between Rs. 500-1500/Qtl. The lowest prices of Rs. 500/Qtl were recorded in Bhopal district of Madhya Pradesh.

Onion Prices & Arrivals in Producing & Consumption Centers



(Source: Agriwatch)



Outlook:

Onion prices are likely to be stable due to higher arrivals in producing region and regular domestic and export demand. The stocking interest for Rabi crop from both farmers and traders also give support to prices from any sharp fall.

Onion Prices in major markets – Mandi vs. Retail as on 23 April 2012

S.No.	Centre Name	Min Price (Rs/Qtl)	Max Price (Rs/Qtl)	Avg Price (Rs/Qtl)	Arrivals (MT)	Retail Price (Rs/Qtl)
1	ABOHAR	580	700	640	118	1200
2	AGRA	400	600	500	65	1200
3	AHMEDABAD	300	550	425	251	800
4	AMRITSAR	700	800	750	180	1000
5	BARAUT	900	1000	950	3	1300
6	BHOPAL	300	400	350	75	500
7	CHANDIGARH	750	850	800	60	1400
8	CHENNAI	700	800	750	520	1200
9	DEHRADUN	643	710	660	30	1200
10	GANGATOK	800	1000	900	4	1100
11	GUWAHATI	820	900	860	210	1200
12	HYDERABAD	600	800	700	389	1100
13	JAIPUR	530	580	560	286	950
14	JAMMU	800	900	850	200	1200
15	KOLKATA	700	750	725	160	1400
16	LUCKNOW	580	700	640	35	1000
17	MUMBAI	400	600	480	1250	1000
18	NAGPUR	450	600	525	390	1000
19	PATNA	600	700	650	105	1200
20	PUNE	500	600	550	9094	800
21	RAIPUR	500	600	550	48	1000
22	RANCHI	680	700	690	215	1000
23	SHIMLA	1200	1400	1300	14	1500
24	SRINAGAR	850	950	900	180	1500
25	SURAT	600	700	650	240	1200
26	TRIVENDRUM	950	1050	1000	60	1500

(Source: NHB)

Disclaimer

The information contained in this document has been compiled by Agriwatch from sources believed to be reliable, such as NHB, Agmarknet, etc. and directly from traders in mandis. However, users of this data are requested to use the information with due caution and crosscheck with other sources. This document is not, and should not be construed as an offer to sell or buy any commodities. This document may not be reproduced, distributed or published without the express consent of SFAC



SFAC
लघु कृषक
कृषि व्यापार संघ

Small Farmers'
Agribusiness
Consortium



AGRIWATCH