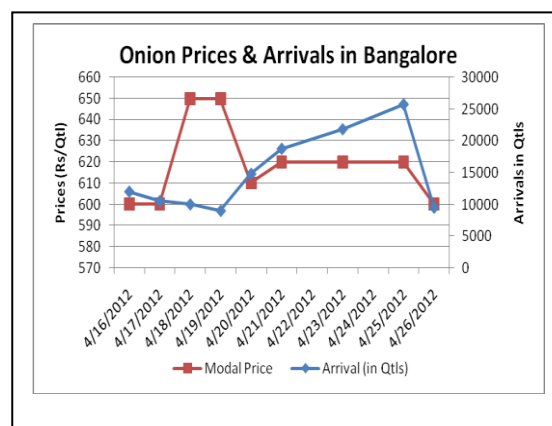
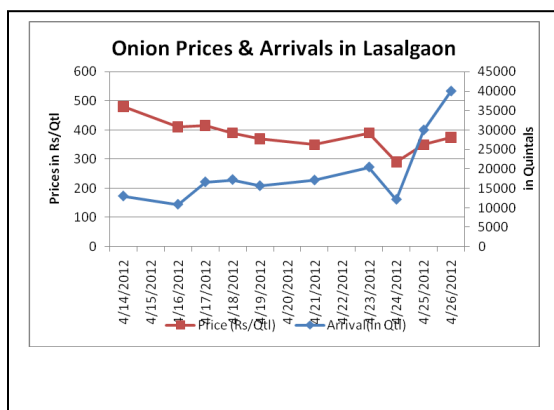


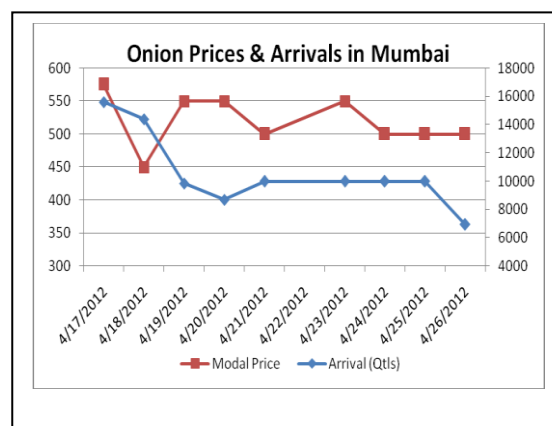
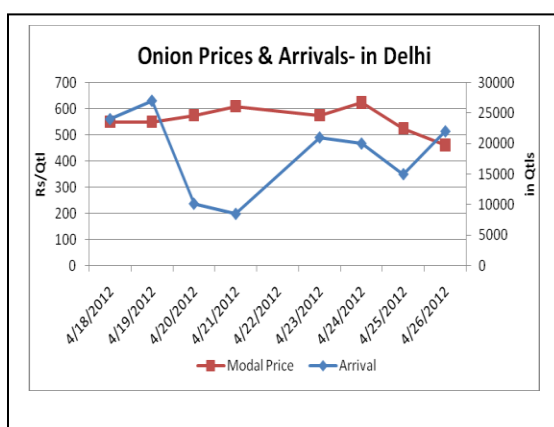
Onion Fundamentals:

- Onion Crop is expected to be good in Bihar and local arrival will start from June onwards.
- Onion arrivals have substantially increased in Benchmark market of Lasalgaon in Nashik in last two days.
- The Commerce Ministry is in favor of removing the minimum export price (MEP) on onions for two months to boost exports and ensure better returns to farmers.
- At present, MEP for onion stands at \$125/Ton FOB and was revised from \$150/Ton in the month of Feb 2012 looking at bumper late khariff arrivals.
- Export demand for Rabi onion is coming from Dubai, Colombo, Bangladesh and European countries.
- Meanwhile, retail prices are hovering in between Rs. 500-1500/Qtl. The highest prices of Rs. 1500/Qtl was recorded in Shimla, Trivendrum and Srinagar.

Onion Prices & Arrivals in Producing & Consumption Centers



(Source: Agriwatch)



Outlook:

Prices are likely to be range bound with downside bias in short term due to arrival pressure in Maharashtra APMC markets. Since stockiest are active for Rabi onion and regular demand is coming from Export market, prices would get support near Rs. 300/Qtl in Lasalgaon.

Onion Prices in major markets – Mandi vs. Retail as on 26 April 2012

S.No.	Centre Name	Min Price (Rs/Qtl)	Max Price (Rs/Qtl)	Avg Price (Rs/Qtl)	Arrivals (MT)	Retail Price (Rs/Qtl)
1	ABOHAR	450	620	535	130	1000
2	AGRA	430	560	495	50	1000
3	AHMEDABAD	350	500	400	310	700
4	AMRITSAR	725	800	775	105	1000
5	BARAUT	900	1000	950	4	1200
6	BHOPAL	350	450	400	115	550
7	BHUBANESHWAR	800	1000	900	300	1300
8	CHANDIGARH	688	813	750	80	1200
9	CHENNAI	800	900	850	520	1200
10	DELHI	375	700	537	601	1200
11	GANGATOK	750	1100	950	2	1800
12	GUWAHATI	900	1000	950	160	1400
13	JAMMU	800	900	850	300	1400
14	LUCKNOW	620	700	660	40	1000
15	NAGPUR	375	550	463	330	900
16	PUNE	450	500	475	7682	600
17	RAIPUR	450	550	500	55	1000
18	RANCHI	600	680	650	220	900
19	SHIMLA	1300	1400	1350	13	1500
20	SRINAGAR	870	950	920	250	1500
21	SURAT	500	600	550	250	1000
22	TRIVENDRUM	900	1000	950	60	1500

(Source: NHB)

Disclaimer

The information contained in this document has been compiled by Agriwatch from sources believed to be reliable, such as NHB, Agmarknet, etc. and directly from traders in mandis. However, users of this data are requested to use the information with due caution and crosscheck with other sources. This document is not, and should not be construed as an offer to sell or buy any commodities. This document may not be reproduced, distributed or published without the express consent of SFAC



SFAC
लघु कृषक
कृषि व्यापार संघ

Small Farmers'
Agribusiness
Consortium



AGRIWATCH