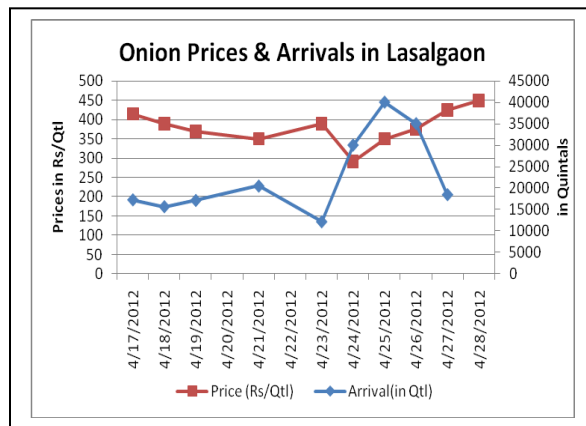
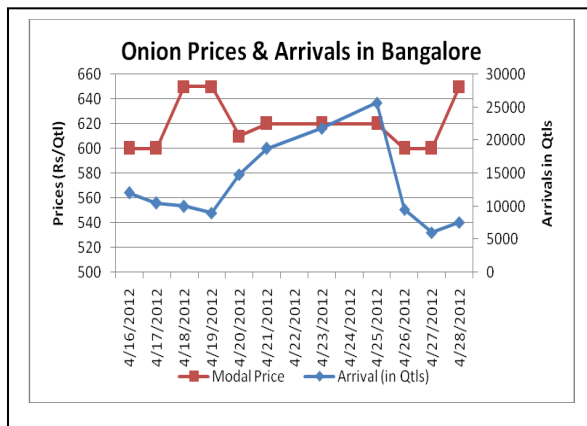


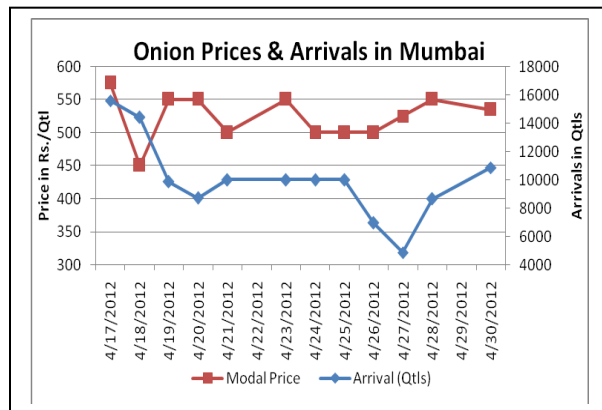
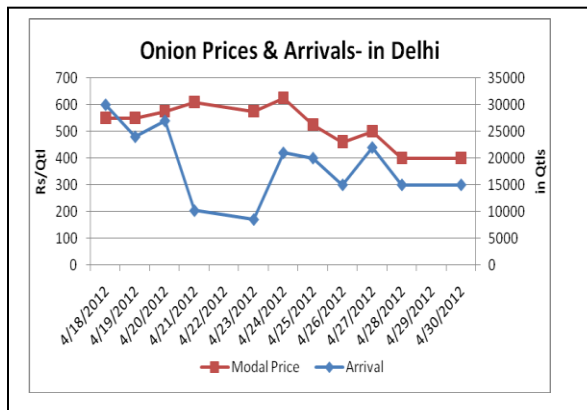
## Onion Fundamentals:

- Onion Crop is expected to be good in Bihar and local arrival will start from June onwards.
- Onion arrivals have decreased in Benchmark market of Lasalgaon in Nashik in last two days resulting in price increase by Rs. 50-75/Qtl.
- The High-level meeting which was scheduled on 30<sup>th</sup> April for decision on export of farm goods has been postponed for 2<sup>nd</sup> May. The Commerce Ministry is in favor of removing the minimum export price (MEP) on onions for two months to boost exports.
- At present, MEP for onion stands at \$125/Ton FOB and was revised from \$150/Ton in the month of Feb 2012 looking at bumper late khariff arrivals.
- Export demand for Rabi onion is coming from Dubai, Colombo, Bangladesh and European countries.
- Meanwhile, retail prices are hovering in between Rs. 500-1800/Qtl. The highest prices of Rs. 1800/Qtl was recorded in Gangtok followed by Shimla, Trivendrum and Srinagar Rs. 1500/Qtl

## Onion Prices & Arrivals in Producing & Consumption Centers



(Source: Agriwatch)



## Outlook:

Prices are likely to be range bound with upward bias in short term due to decrease in arrivals in Maharashtra APMC markets. Farmers and exporters are optimistic about removal of MEP for some time which is giving support to onion prices.

## Onion Prices in major markets – Mandi vs. Retail as on 28 April 2012

S.No.	Centre Name	Min Price (Rs/Qtl)	Max Price (Rs/Qtl)	Avg Price (Rs/Qtl)	Arrivals (MT)	Retail Price (Rs/Qtl)
1	AGRA	440	530	485	40	1000
2	AMRITSAR	750	825	800	170	1000
3	BANGALORE	600	700	650	550	1200
4	BARAUT	700	800	750	4	1100
5	BHOPAL	350	400	375	125	500
6	CHANDIGARH	775	900	838	80	1200
7	CHENNAI	700	900	800	480	1200
8	GANGATOK	750	1100	950	2	1800
9	JAIPUR	550	650	605	258	1000
10	JAMMU	800	900	850	250	1300
11	KOLKATA	600	675	638	320	1200
12	LASALGAON	400	440	425	300	640
13	LUCKNOW	600	675	637	43	1000
14	MUMBAI	440	620	550	955	1000
15	NAGPUR	375	550	463	350	900
16	NASIK	400	460	430	240	660
17	PATNA	625	675	650	65	1300
18	PIMALGAON	400	450	430	260	650
19	RAIPUR	400	525	500	60	1000
20	RANCHI	610	700	650	200	1000
21	SHIMLA	1200	1300	1250	11	1500
22	SRINAGAR	900	1000	950	150	1500
23	TRIVENDRUM	950	1050	1000	50	1500

(Source: NHB)

### Disclaimer

The information contained in this document has been compiled by Agriwatch from sources believed to be reliable, such as NHB, Agmarknet, etc. and directly from traders in mandis. However, users of this data are requested to use the information with due caution and crosscheck with other sources. This document is not, and should not be construed as an offer to sell or buy any commodities. This document may not be reproduced, distributed or published without the express consent of SFAC



**SFAC**  
लघु कृषक  
कृषि व्यापार संघ

Small Farmers'  
Agribusiness  
Consortium



**AGRIWATCH**