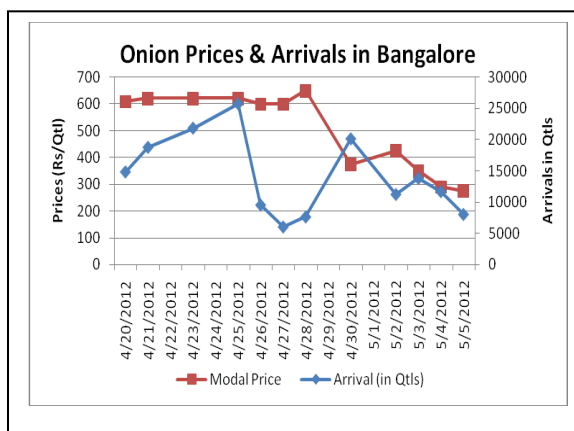
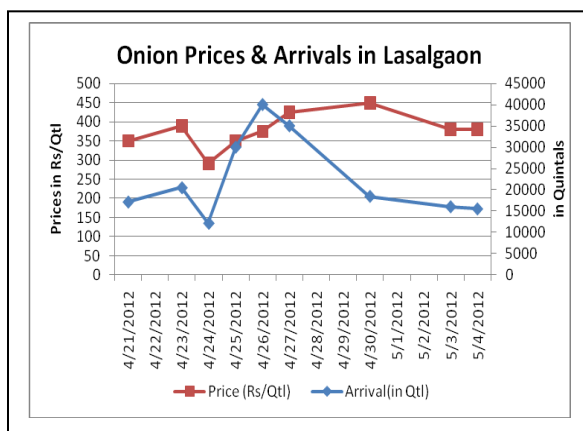


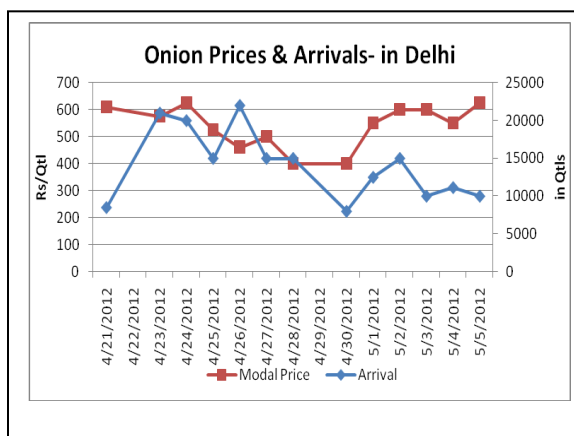
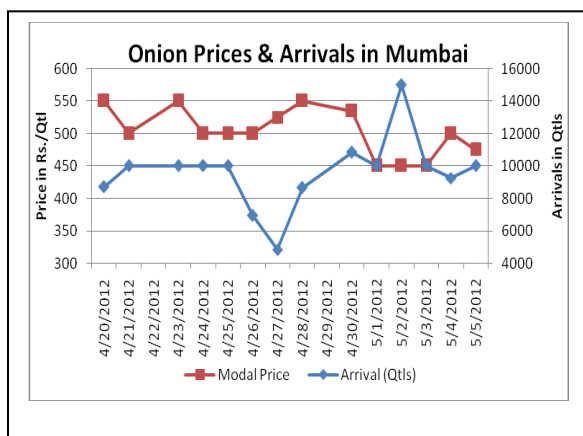
Onion Fundamentals:

- Storage activity has gather pace after abolishment of MEP on Onion. Prices have not fallen much despite increase in arrivals in major Mandis of Maharashtra.
- The Govt had scrapped the Minimum Export Price (MEP) on 2nd May for two months. MEP prior to this decision on Onion was \$125/Ton FOB.
- Local arrivals in Orissa, Haryana, Himachal Pradesh has increased in their local mandi.
- Traders expect price could increase Rs 50-100/Qtl in short term due to removal of MEP in near term and give competitive edge against China and Pakistan in International trade of Onion.
- Meanwhile, retail prices are hovering in between Rs. 500-1500/Qtl. The highest prices of Rs. 1500/Qtl was recorded in Shimla, Trivendrum and Srinagar.

Onion Prices & Arrivals in Producing & Consumption Centers



(Source: Agriwatch)



Outlook:

Prices are likely to be range bound with upward bias in short term due to storage demand from stockiest and higher consumption demand ahead in summers. However, major increase in prices is unlikely as growers will keep supplying onion in Mandi due to higher production in last Rabi season.

Onion Prices in major markets – Mandi vs. Retail as on 5th May 2012

S.No.	Centre Name	Min Price (Rs/Qtl)	Max Price (Rs/Qtl)	Avg Price (Rs/Qtl)	Arrivals (MT)	Retail Price (Rs/Qtl)
1	AGRA	500	600	550	50	1200
2	AHMEDABAD	250	500	370	192	800
3	AMRITSAR	700	800	750	160	1000
4	BARAUT	800	900	850	3	1200
5	BHOPAL	300	400	350	72	500
6	BHUBANESHWAR	750	850	800	300	1000
7	CHANDIGARH	750	850	800	85	1100
8	DELHI	350	750	550	1202	1200
9	GANGATOK	1000	1200	1100	5	1300
10	GUWAHATI	800	950	870	170	1200
11	HYDERABAD	900	1200	1000	290	1400
12	JAIPUR	525	575	555	338	850
13	JAMMU	800	900	850	227	1200
14	KOLKATA	750	825	788	144	1400
15	LASALGAON	425	450	440	280	650
16	LUCKNOW	640	700	670	45	1000
17	NAGPUR	350	500	425	390	900
18	NASIK	400	500	460	180	700
19	PATNA	550	650	600	0	1400
20	PIMALGAON	440	480	460	250	680
21	RANCHI	550	700	690	205	900
22	SHIMLA	1000	1300	1200	17	1500
23	SRINAGAR	830	950	900	180	1500
24	SURAT	400	550	525	240	1000
25	TRIVENDRUM	950	1050	1000	40	1500

(Source: NHB)

Disclaimer

The information contained in this document has been compiled by Agriwatch from sources believed to be reliable, such as NHB, Agmarknet, etc. and directly from traders in mandis. However, users of this data are requested to use the information with due caution and crosscheck with other sources. This document is not, and should not be construed as an offer to sell or buy any commodities. This document may not be reproduced, distributed or published without the express consent of SFAC