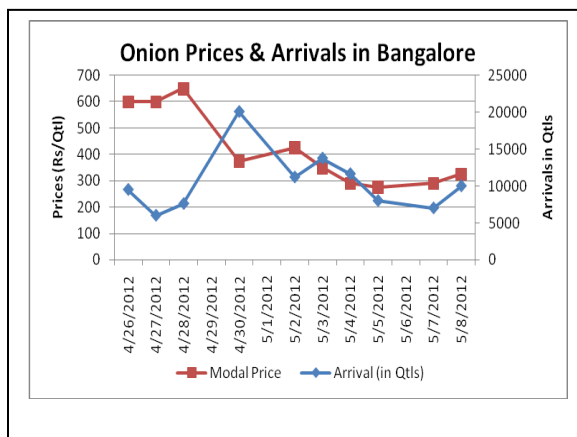
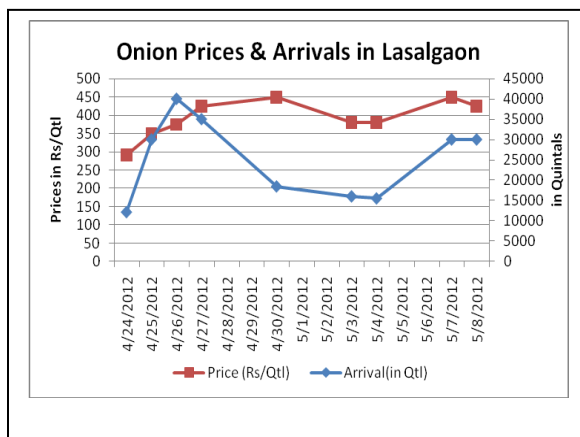


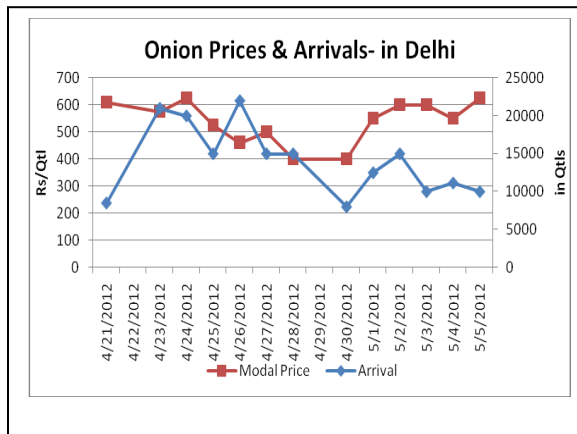
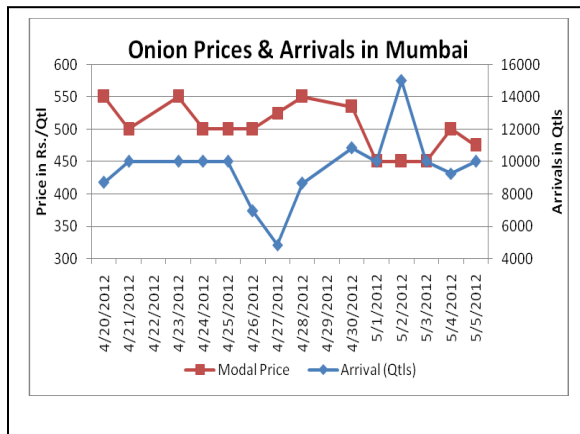
## Onion Fundamentals:

- Onion auctions have almost doubled in Lasalgaon Mandi from 15000 Qtl to 30000 Qtls. Exporters and traders taking active participation after abolishment of MEP.
- Storage activity has gathered pace. Prices have not fallen much despite increase in arrivals in major Mandis of Maharashtra. In Bangalore Mandi, impact of such news has also seen through increase in prices and arrivals.
- Local arrivals in Orissa, Haryana, Himachal Pradesh has increased in their local mandi.
- Traders expect price could increase Rs 50-100/Qtl in short term due to removal of MEP in near term and give competitive edge against China and Pakistan in International trade of Onion.
- Meanwhile, retail prices are hovering in between Rs. 500-1500/Qtl. The highest prices of Rs. 1500/Qtl was recorded in Shimla, Trivendrum and Srinagar.

## Onion Prices & Arrivals in Producing & Consumption Centers



(Source: Agriwatch)



## Outlook:

Prices are likely to increase in short term as storing activity has geared up after abolishment of MEP. However, major increase in prices is unlikely as growers will keep supplying onion in Mandi due to higher production in last Rabi season.

## Onion Prices in major markets – Mandi vs. Retail as on 7th May 2012

S.No.	Centre Name	Min Price (Rs/Qtl)	Max Price (Rs/Qtl)	Avg Price (Rs/Qtl)	Arrivals (MT)	Retail Price (Rs/Qtl)
1	ABOHAR	450	620	535	120	1000
2	AGRA	460	580	520	40	1000
3	AHMEDABAD	200	500	350	161	800
4	BANGALORE	600	700	650	1200	1200
5	BARAUT	700	800	750	4	1100
6	BHOPAL	250	350	300	180	500
7	CHANDIGARH	600	700	650	75	1000
8	CHENNAI	700	900	800	520	1200
9	DEHRADUN	700	800	750	60	1200
10	DELHI	400	750	575	337	1200
11	GANGATOK	1000	1200	1100	4	1500
12	GUWAHATI	850	950	900	180	1300
13	HYDERABAD	800	1000	900	280	1200
14	JAIPUR	500	600	560	388	900
15	JAMMU	800	900	850	250	1200
16	KOLKATA	750	875	813	240	1500
17	LUCKNOW	600	650	625	50	1000
18	MUMBAI	440	600	500	1125	1000
19	NAGPUR	350	550	450	350	900
20	NASIK	400	500	460	190	700
21	PATNA	550	650	600	30	1200
22	RAIPUR	450	525	500	48	1000
23	RANCHI	500	580	550	220	900
24	SHIMLA	1000	1200	1100	14	1500
25	SRINAGAR	860	950	920	200	1500
26	TRIVENDRUM	960	1050	1000	55	1500

(Source: NHB)

### Disclaimer

The information contained in this document has been compiled by Agriwatch from sources believed to be reliable, such as NHB, Agmarknet, etc. and directly from traders in mandis. However, users of this data are requested to use the information with due caution and crosscheck with other sources. This document is not, and should not be construed as an offer to sell or buy any commodities. This document may not be reproduced, distributed or published without the express consent of SFAC



**SFAC**  
लघु कृषक  
कृषि व्यापार संघ

Small Farmers'  
Agribusiness  
Consortium



**AGRIWATCH**