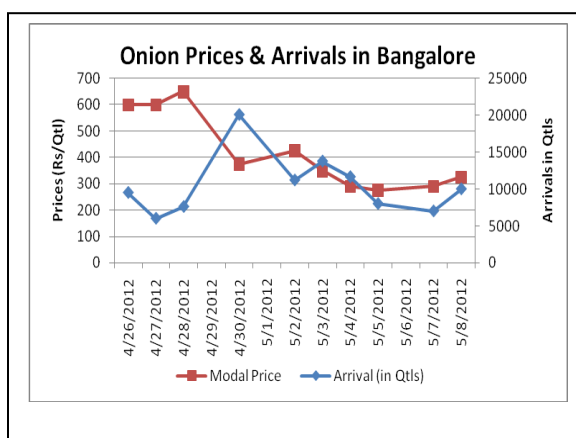
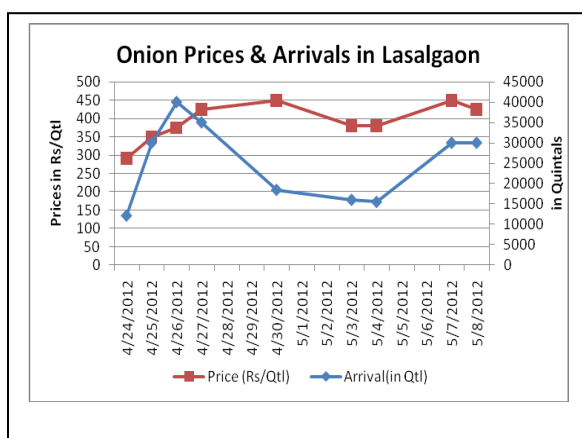


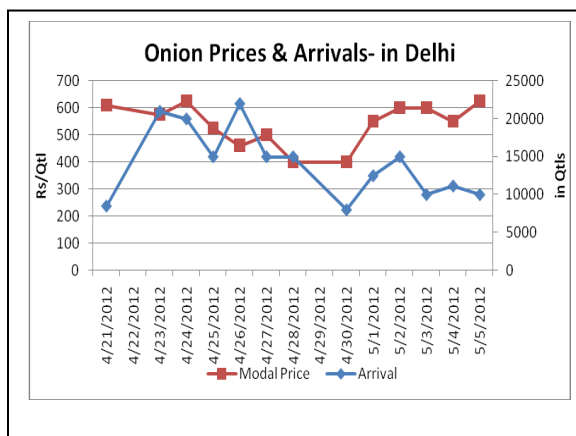
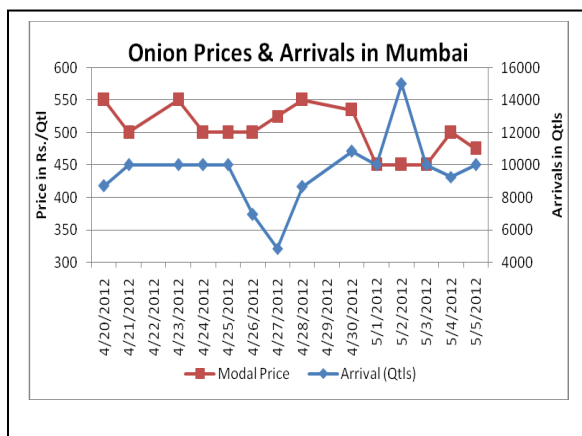
Onion Fundamentals:

- Onion arrivals have increased in Lasalgaon and Pimplagaon Mandi of Nashik districts. Average arrivals have increased to 1200-1500 trollys of 2-2.5 MT each from 500-600 trollys.
- Traders and Exporters are taking active participation in auction after removal of MEP for two months.
- As per news reports, farmers in Nasik districts demanding further Market Intervention Scheme and Minimum Support Price (MSP) for Onions.
- Storage activity has gathered pace in Maharashtra as rabi crop can be stored for 6-7 months and has good export demand.
- Traders expect price could increase Rs 50-100/Qtl in short term due to removal of MEP in near term and give competitive edge against China and Pakistan in International trade of Onion.
- Meanwhile, retail prices are hovering in between Rs. 500-1500/Qtl. The highest prices of Rs. 1500/Qtl was recorded in Shimla, Trivendrum and Srinagar.

Onion Prices & Arrivals in Producing & Consumption Centers



(Source: Agriwatch)



Outlook:

Prices are likely to increase in short term as storing activity has geared up after abolishment of MEP. However, major increase in prices is unlikely as growers will keep supplying onion in Mandi due to higher production in last Rabi season.



SFAC
लघु कृषक
कृषि व्यापार संघ

Small Farmers'
Agribusiness
Consortium



AGRIWATCH

Onion Prices in major markets – Mandi vs. Retail as on 8th May 2012

S.No.	Centre Name	Min Price (Rs/Qtl)	Max Price (Rs/Qtl)	Avg Price (Rs/Qtl)	Arrivals (MT)	Retail Price (Rs/Qtl)
1	ABOHAR	450	650	550	130	1000
2	AGRA	490	610	550	38	1000
3	AHMEDABAD	300	500	400	182	800
4	AMRITSAR	650	775	725	180	1000
5	BANGALORE	600	700	650	1000	1200
6	BARAUT	800	900	850	4	1200
7	BHUBANESHWAR	800	850	825	300	950
8	CHANDIGARH	650	750	700	85	1100
9	CHENNAI	700	900	800	520	1200
10	GANGATOK	1000	1200	1100	5	1500
11	GUWAHATI	800	1000	900	170	1400
12	JAIPUR	400	500	460	337	800
13	JAMMU	800	900	850	108	1200
14	KOLKATA	800	900	850	224	1500
15	LUCKNOW	600	700	650	60	1000
16	MUMBAI	400	600	550	880	1000
17	NAGPUR	350	550	450	360	900
18	PATNA	550	650	600	20	1200
19	RAIPUR	450	550	500	45	1000
20	RANCHI	500	650	600	200	900
21	SHIMLA	1000	1200	1100	13	1500
22	SRINAGAR	900	950	930	150	1500
23	SURAT	400	500	450	240	1000
24	TRIVENDRUM	950	1100	1050	50	1500

(Source: NHB)

Disclaimer

The information contained in this document has been compiled by Agriwatch from sources believed to be reliable, such as NHB, Agmarknet, etc. and directly from traders in mandis. However, users of this data are requested to use the information with due caution and crosscheck with other sources. This document is not, and should not be construed as an offer to sell or buy any commodities. This document may not be reproduced, distributed or published without the express consent of SFAC



SFAC
लघु कृषक
कृषि व्यापार संघ

Small Farmers'
Agribusiness
Consortium



AGRIWATCH