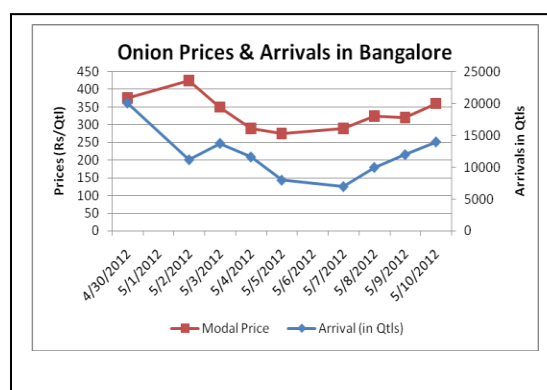
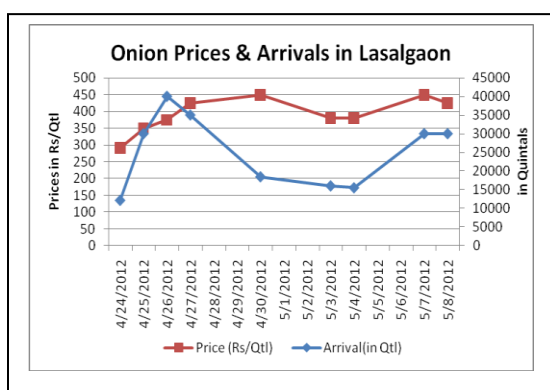


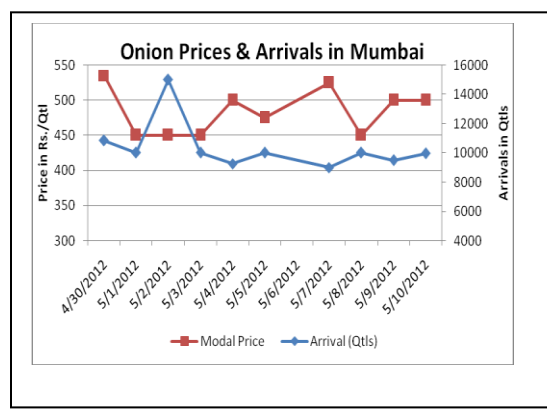
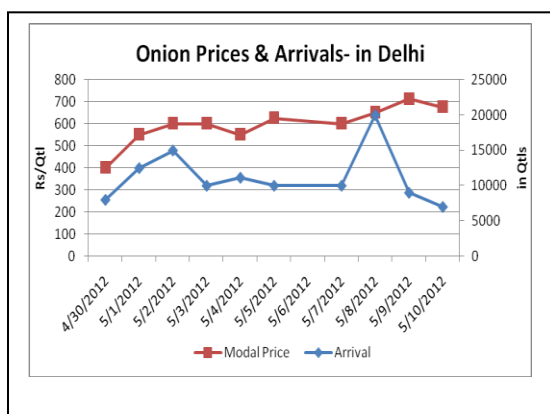
Onion Fundamentals:

- Onion arrivals have increased in Lasalgaon and Pimplagaon Mandi of Nashik districts. Average arrivals have increased to 1200-1500 trollys of 2-2.5 MT each from 500-600 trollys.
- Traders and Exporters are taking active participation in auction after removal of MEP for two months.
- As per news reports, farmers in Nasik districts demanding further Market Intervention Scheme and Minimum Support Price (MSP) for Onions.
- Storage activity has gathered pace in Maharashtra as rabi crop can be stored for 6-7 months and has good export demand.
- Traders expect price could increase Rs 50-100/Qtl in short term due to removal of MEP in near term.
- Meanwhile, retail prices are hovering in between Rs. 500-1500/Qtl. The highest prices of Rs. 1500/Qtl was recorded in Shimla, Trivendrum and Srinagar.

Onion Prices & Arrivals in Producing & Consumption Centers



(Source: Agriwatch)



Onion Prices & Arrivals in Major Mandis as on 10/05/2012

Mandi	Lasalgaon	Pimplagaon	Pune	Mumbai	Indore	Bangalore	Belgaum
Price (in Qtl)	250-550	400-550	450-600	400-600	150-450	350-370	350-650
Arrivals (in Qtl)	40000	20000	8400	9950	12260	14000	10000

(Source: Agriwatch)

Onion Prices in major markets – Mandi vs. Retail as on 9th May 2012

S.No.	Centre Name	Min Price (Rs/Qtl)	Max Price (Rs/Qtl)	Avg Price (Rs/Qtl)	Arrivals (MT)	Retail Price (Rs/Qtl)
1	AGRA	550	650	600	43	1000
2	AHMEDABAD	250	450	350	170	800
3	AMRITSAR	600	750	700	190	1000
4	BANGALORE	600	700	650	900	1200
5	BARAUT	800	900	850	4	1200
6	BHOPAL	225	300	265	140	350
7	BHUBANESHWAR	850	950	900	200	1050
8	CHANDIGARH	500	750	625	80	1200
9	CHENNAI	800	900	850	500	1200
10	DELHI	375	725	550	1218	1200
11	GANGATOK	1200	1400	1300	3	1500
12	GUWAHATI	900	1000	950	160	1400
13	HYDERABAD	600	800	700	305	1000
14	JAIPUR	450	550	505	266	900
15	JAMMU	800	900	850	108	1200
16	KOLKATA	850	900	875	1712	1600
17	LUCKNOW	600	700	650	30	1000
18	NAGPUR	300	500	400	340	900
19	PATNA	600	700	650	40	1300
20	PUNE	400	600	500	835	650
21	RAIPUR	500	600	540	40	1000
22	RANCHI	480	600	500	210	900
23	SHIMLA	1100	1300	1200	13	1500
24	SRINAGAR	920	950	940	180	1500
25	SURAT	500	550	525	220	1100
26	TRIVENDRUM	900	1050	975	55	1500

(Source: NHB)

Disclaimer

The information contained in this document has been compiled by Agriwatch from sources believed to be reliable, such as NHB, Agmarknet, etc. and directly from traders in mandis. However, users of this data are requested to use the information with due caution and crosscheck with other sources. This document is not, and should not be construed as an offer to sell or buy any commodities. This document may not be reproduced, distributed or published without the express consent of SFAC