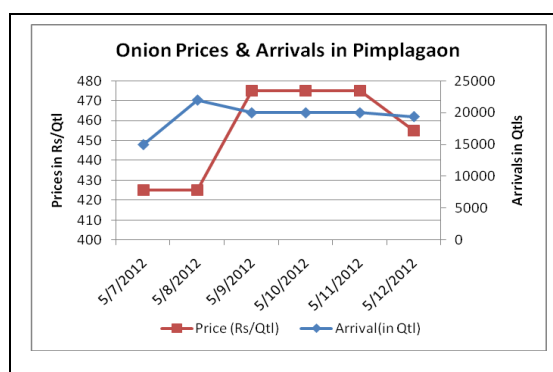
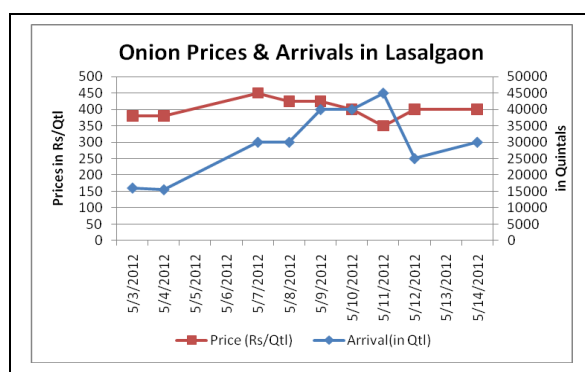


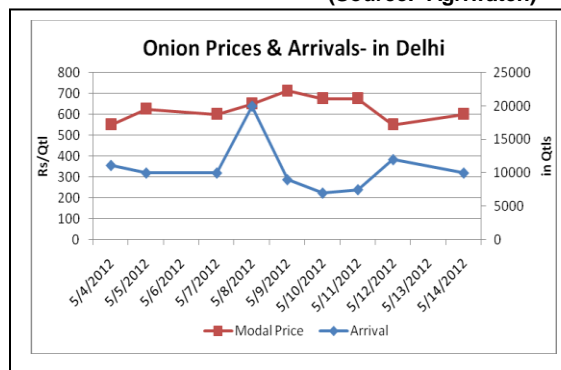
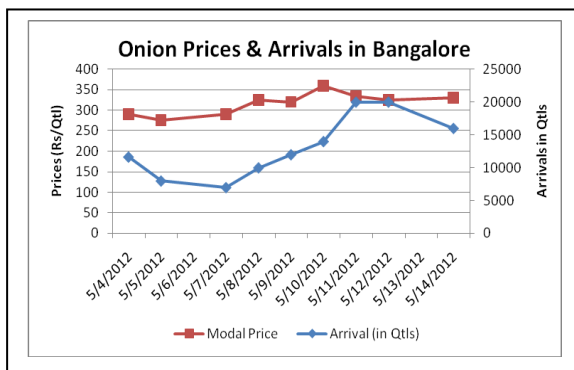
Onion Fundamentals:

- Average arrivals in Lasalgaon and Pimplagaon hovering between 25000-30000 quintals daily. It had reached to 40000-50000 quintals in last week.
- Farmers are bringing their produce in large quantity due to rainy days ahead in Maharashtra. Rain could damage the quality of onion and also reduce the weight due to de-hydration as informed by one of the Exporter in Lasalgaon.
- Traders expect price could increase in coming days as supply decrease because of rain in Maharashtra.
- At present, export prices are ranging between \$140-160/Ton FOB based on quality of onion.
- Meanwhile, retail prices are hovering in between Rs. 400-1500/Qtl. The lowest price of Rs. 400/Qtl was recorded in Bhopal due higher local arrivals and from Maharashtra in their mandis

Onion Prices & Arrivals in Producing & Consumption Centers



(Source: Agriwatch)



(Source: Agriwatch)

Onion Prices & Arrivals in Major Mandis as on 14/05/2012

Mandi	Lasalgaon	Pimplagaon	Pune	Mumbai	Indore	Bangalore	Belgaum
Price (in Qtl)	161-563	200-450	400-550	400-600	160-450	320-340	300-350
Arrivals (in Qtl)	25000-30000	20000-25000	8750	11000	16000	16000	6500

(Source: Agriwatch)

Onion Prices in major markets – Mandi vs. Retail as on 12th May 2012

S.No.	Centre Name	Min Price (Rs/Qtl)	Max Price (Rs/Qtl)	Avg Price (Rs/Qtl)	Arrivals (MT)	Retail Price (Rs/Qtl)
1	AGRA	520	595	558	45	1000
2	AMRITSAR	600	750	700	180	1000
3	BANGALORE	500	600	550	1000	1200
4	BHOPAL	200	300	250	185	400
5	BHUBANESHWAR	800	850	825	300	1000
6	CHANDIGARH	700	800	750	80	1200
7	CHENNAI	800	1000	900	500	1300
8	GANGATOK	1000	1200	1100	4	1500
9	GUWAHATI	900	960	930	150	1400
10	JAIPUR	600	700	660	342	1100
11	JAMMU	800	900	850	90	1200
12	LUCKNOW	600	700	650	40	1000
13	MUMBAI	440	600	550	925	1000
14	NAGPUR	350	550	450	400	1000
15	PATNA	650	700	675	20	1200
16	RANCHI	560	650	585	210	900
17	SHIMLA	1250	1350	1300	13	1500
18	SRINAGAR	900	950	930	180	1500
19	SURAT	400	600	500	250	1200
20	TRIVENDRUM	950	1050	1000	5	1500

(Source: NHB)

Disclaimer

The information contained in this document has been compiled by Agriwatch from sources believed to be reliable, such as NHB, Agmarknet, etc. and directly from traders in mandis. However, users of this data are requested to use the information with due caution and crosscheck with other sources. This document is not, and should not be construed as an offer to sell or buy any commodities. This document may not be reproduced, distributed or published without the express consent of SFAC



SFAC
लघु कृषक
कृषि व्यापार संघ

Small Farmers'
Agribusiness
Consortium



AGRIWATCH