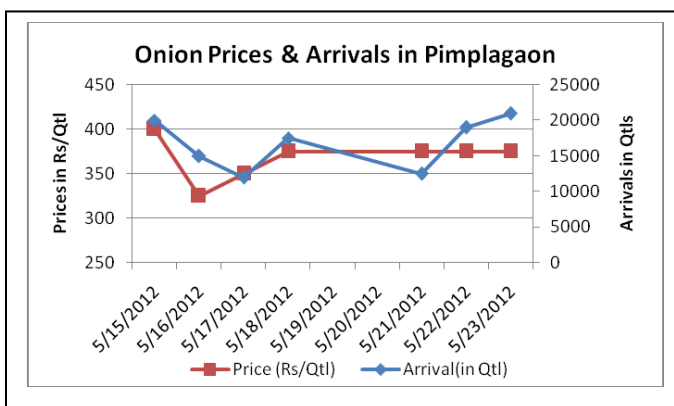
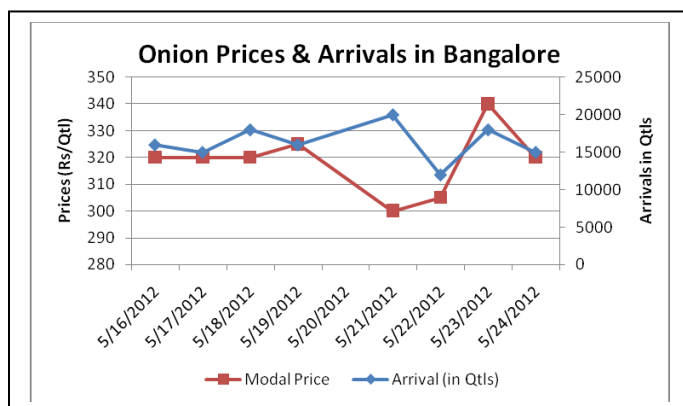
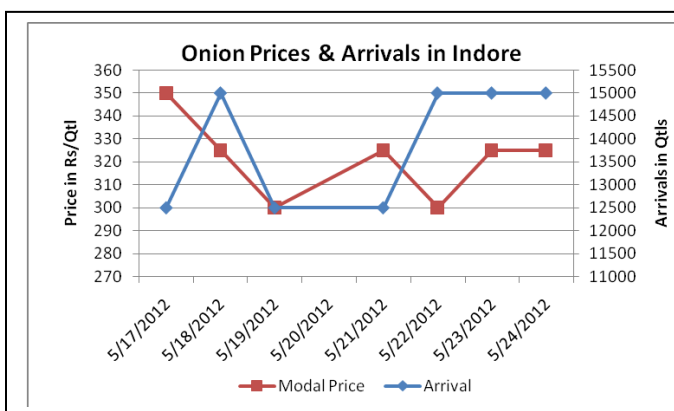
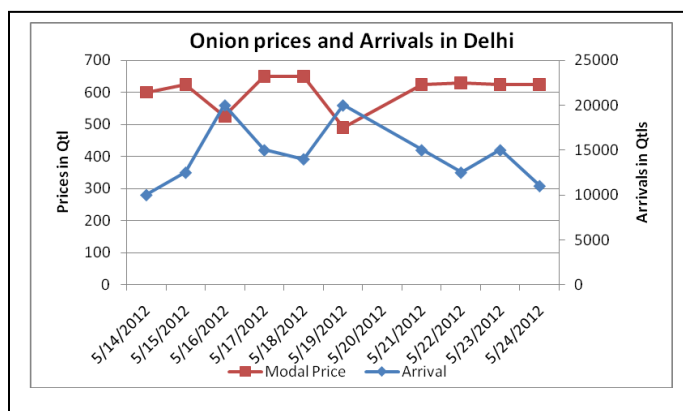


Onion Fundamentals:

- In Delhi market onion is mainly coming from Maharashtra and Rajasthan. As per market Intelligence, traders have stocked onion in Delhi in hope of high prices after 15-20 days.
- In Rajkot, locally produced onion is consumed however traders and stockiest take interest in storing Nasik side onion to sell in lean season as it fetch good price whole year.
- As per conversation with trader from Bhavnagar stocked onion will be out in market from next week because high demand comes from states like Delhi, Punjab, and U.P.
- As per NHB, retail prices in different cities are hovering between Rs. 400-1500/Qtl. The lowest being reported in Bhopal. Prices are low in Bhopal due to poor quality arrivals.

Onion Prices & Arrivals in Producing & Consumption Centers



(Source: Agriwatch)

Onion Prices & Arrivals in Major Mandis as on 24/05/2012

Mandi	Lasalgaon	Piplagaon	Pune	Mumbai	Indore	Bangalore	Belgaum
Price (in Qtl)	180-529	350-400	450-550	400-600	200-450	280-360	500-750
Arrivals (in Qtl)	12950	21000	6000	11000	15000	15000	3500

Onion Prices & Arrivals in Major Mandis as on 23/05/2012

Mandi	Lasalgaon	Piplagaon	Pune	Mumbai	Indore	Bangalore	Belgaum
Price (in Qtl)	160-550	320-450	400-550	400-600	200-450	300-380	500-750
Arrivals (in Qtl)	18000	24000	5000	11000	15000	18000	3500

(Source: Agriwatch)



SFAC
लघु कृषक
कृषि व्यापार संघ

Small Farmers'
Agribusiness
Consortium



AGRIWATCH

Onion Prices in major markets – Mandi vs. Retail as on 23rd May 2012:

S.No.	Centre Name	Min Price (Rs/Qtl)	Max Price (Rs/Qtl)	Avg Price (Rs/Qtl)	Arrivals (MT)	Retail Price (Rs/Qtl)
1	ABOHAR	420	570	495	135	800
2	AGRA	490	580	535	50	1000
3	AHMEDABAD	300	500	400	230	800
4	BARAUT	800	900	850	5	1200
5	BHOPAL	250	350	300	190	400
6	BHUBANESHWAR	800	850	825	300	1000
7	CHANDIGARH	500	600	550	120	1500
8	CHENNAI	600	800	700	530	1200
9	DELHI	350	650	500	1058	1200
10	GANGATOK	1000	1400	1200	4	1500
11	GUWAHATI	950	1000	980	120	1500
12	JAIPUR	475	525	505	307	750
13	JAMMU	700	800	750	180	1200
14	KOLKATA	625	775	700	1680	1200
15	LUCKNOW	600	680	640	16	1000
16	MUMBAI	440	650	550	590	1000
17	NAGPUR	350	550	450	330	1000
19	PUNE	500	550	530	1015	600
20	RAIPUR	450	550	520	53	1000
21	RANCHI	530	580	545	218	800
22	SHIMLA	1200	1300	1250	18	1500
23	SRINAGAR	880	950	920	170	1500
24	SURAT	400	500	450	260	1000
25	TRIVENDRUM	935	1000	970	55	1500

(Source: NHB)

Disclaimer

The information contained in this document has been compiled by Agriwatch from sources believed to be reliable, such as NHB, Agmarknet, etc. and directly from traders in mandis. However, users of this data are requested to use the information with due caution and crosscheck with other sources. This document is not, and should not be construed as an offer to sell or buy any commodities. This document may not be reproduced, distributed or published without the express consent of SFAC



SFAC
लघु कृषक
कृषि व्यापार संघ

Small Farmers'
Agribusiness
Consortium



AGRIWATCH