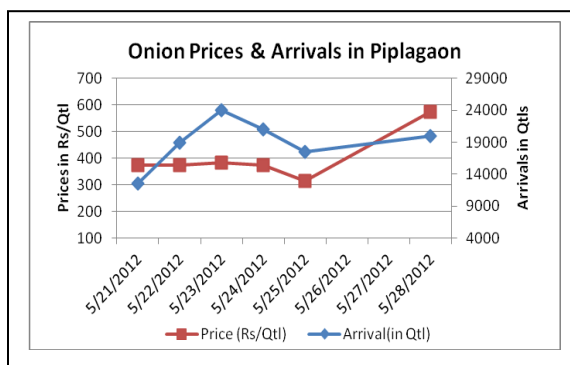
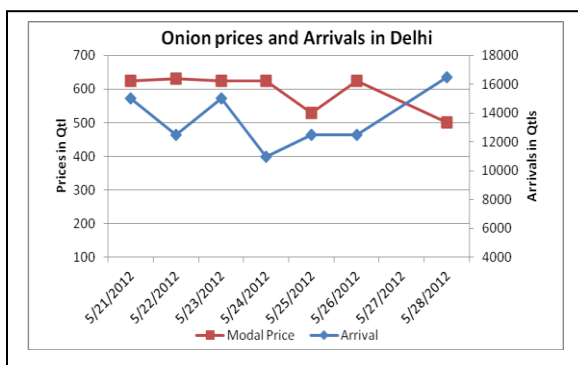
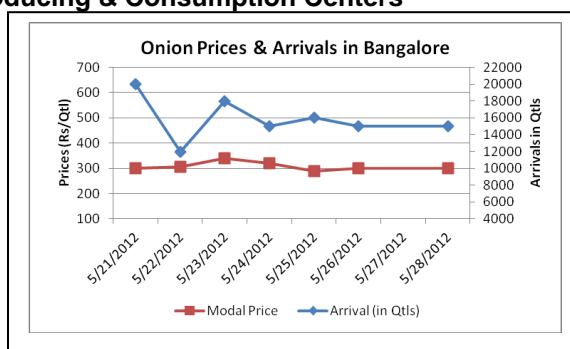
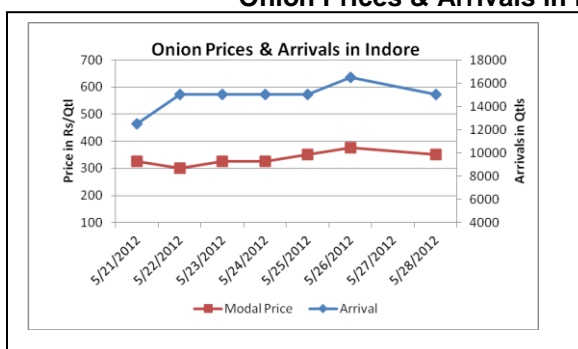


## Onion Fundamentals:

- In Delhi market onions are mainly coming from Rajasthan, Madhya Pradesh and Maharashtra. For next two months there will be regular supply of onion from Rajasthan and M.P.
- Arrival of monsoon also affects prices and arrivals because early monsoon may spoil the crop which will result in low arrivals and high prices.
- As per conversation with trader onions grown during rabi can be stored for a longer period as they have a better shelf life. Farmers are sorting out good ones from average quality ones. They are storing good ones, expecting to fetch better prices later.
- At major market the prices are almost same from last week and expected to continue for few days. From June onwards, quality onions will begin arriving in the market and prices may start rising.
- Meanwhile lowest prices of onion are reported in Bhopal (MP) due to higher local arrivals as well as from Maharashtra mandis.

## Onion Prices & Arrivals in Producing & Consumption Centers



(Source: Agriwatch)

## Onion Prices & Arrivals in Major Mandis as on 28/05/2012

Mandi	Lasalgaon	Piplagaon	Pune	Mumbai	Indore	Bangalore	Belgaum
Price (in Qtl)	175-416	300-425	400-600	400-500	250-450	250-350	450-700
Arrivals (in Qtl)	30000	20000	9500	10000	15000	15000	4000

## Onion Prices & Arrivals in Major Mandis as on 26/05/2012

Mandi	Lasalgaon	Piplagaon*	Pune	Mumbai	Indore	Bangalore	Belgaum
Price (in Qtl)	250-550	-	-	400-500	300-450	250-350	450-700
Arrivals (in Qtl)	14000	-	-	10000	16500	15000	4000

\*Pimpalgaon market remain close on Saturday

(Source: Agriwatch)

Onion Prices in major markets – Mandi vs. Retail as on 26<sup>th</sup> May 2012

S.No.	Centre Name	Min Price (Rs/Qtl)	Max Price (Rs/Qtl)	Avg Price (Rs/Qtl)	Arrivals (MT)	Retail Price (Rs/Qtl)
1	ABOHAR	430	580	500	125	1000
2	AGRA	500	600	550	50	1000
3	AHMEDABAD	300	500	400	241	800
4	AMRITSAR	575	675	625	210	1000
5	BHOPAL	200	300	250	180	350
6	BHUBANESHWAR	900	950	925	300	1250
7	CHANDIGARH	500	650	600	90	1000
8	DELHI	350	600	475	1489	1200
9	GANGATOK	1200	1400	1300	2	1500
10	JAMMU	700	750	740	180	1200
11	LUCKNOW	550	650	600	30	1000
12	NAGPUR	350	500	425	420	1000
13	PATNA	500	600	550	20	1100
14	RAIPUR	450	550	500	53	1000
15	RANCHI	465	535	500	220	800
16	SHIMLA	1150	1250	1200	21	1400
17	SRINAGAR	880	950	920	200	1500
18	SURAT	400	500	450	280	1000
19	TRIVENDRUM	925	1000	960	55	1500

(Source: NHB)

Disclaimer



**SFAC**  
लघु कृषक  
कृषि व्यापार संघ

Small Farmers'  
Agribusiness  
Consortium



**AGRIWATCH**

The information contained in this document has been compiled by Agriwatch from sources believed to be reliable, such as NHB, Agmarknet, etc. and directly from traders in mandis. However, users of this data are requested to use the information with due caution and crosscheck with other sources. This document is not, and should not be construed as an offer to sell or buy any commodities. This document may not be reproduced, distributed or published without the express consent of SFAC



**SFAC**  
लघु कृषक  
कृषि व्यापार संघ

Small Farmers'  
Agribusiness  
Consortium



**AGRIWATCH**