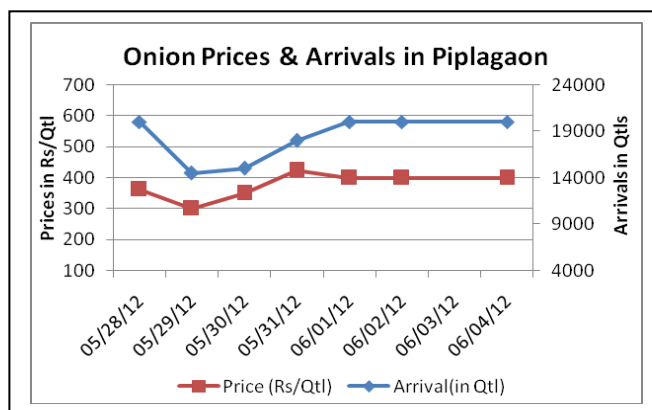
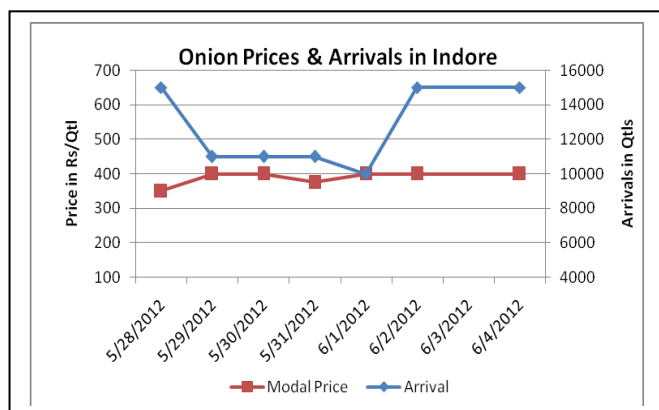
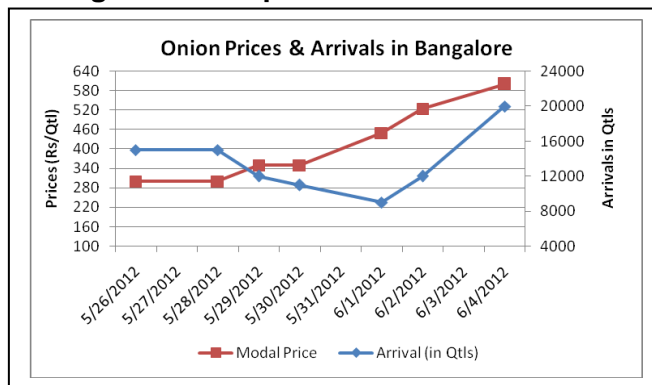
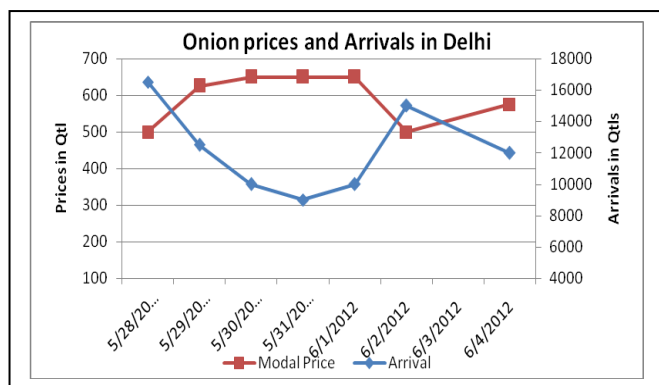


Onion Fundamentals:

- In Delhi onion is coming from Rajasthan, M.P and Nasik. Onion from Rajasthan will available for next two months and after that onion from Ahmadabad will be in market.
- In Purina (Bihar) onion is mainly coming from Nasik and prices are supposed to rise after the arrival of monsoon.
- Onion in Hyderabad is mainly coming from Ahmednagar (Maharashtra) and Karnataka. Ahmednagar onion fetches higher price as the demand is high.
- In Bhavnagar prices of onion may increase because from next week stocked onion will be in market which is highly demanded as arrival of fresh onion is almost finished.

Onion Prices & Arrivals in Producing & Consumption Centers



(Source: Agriwatch)

Onion Prices & Arrivals in Major Mandis as on 4/06/2012

Mandi	Lasalgaon	Piplagaon	Pune	Mumbai	Indore	Bangalore	Belgaum
Price (in Qtl)	150-560	375-425	450-550	440-640	300-500	450-750	300-750
Arrivals (in Qtl)	14375	20000	6000	13100	15000	20000	3200

Onion Prices & Arrivals in Major Mandis as on 2/06/2012

Mandi	Lasalgaon	Piplagaon	Pune	Mumbai	Indore	Bangalore	Belgaum
Price (in Qtl)	195-602	375-425	400-500	450-640	300-500	300-600	350-600
Arrivals (in Qtl)	9210	20000	4500	7750	10000	9000	5500

(Source: Agriwatch)

Onion Prices in major markets – Mandi vs. Retail as on 2nd June 2012

Centre Name	Min Price (Rs/Qtl)	Max Price (Rs/Qtl)	Avg Mandi Price (Rs/Qtl)	Arrivals (in MT)	Retail Price (Rs/Qtl)
ABOHAR	520	740	630	130	1000
AGRA	530	660	595	60	1000
AHMEDABAD	350	500	425	201	800
AMRITSAR	625	675	650	210	1000
BANGALORE	500	600	550	1200	1000
BHOPAL	300	400	350	240	500
BHUBANESHWAR	700	750	725	400	1025
CHANDIGARH	550	700	625	90	1000
CHENNAI	700	900	800	500	1200
DEHRADUN	650	742	700	28	1200
DELHI	400	625	520	1273	1200
GANGATOK	1000	1400	1200	4	1400
GUWAHATI	950	1100	1050	80	1500
HYDERABAD	600	800	700	279	1000
JAIPUR	550	650	605	230	1000
JAMMU	650	700	670	350	1200
LASALGAON	400	450	430	240	650
LUCKNOW	500	600	550	42	1000
NAGPUR	350	450	400	390	900
NASIK	450	500	480	190	700
PATNA	600	700	650	10	1200
PIMALGAON	425	475	455	220	675
RANCHI	550	700	600	240	1000
SHIMLA	1000	1200	1100	13	1400
SRINAGAR	800	870	830	170	1300
SURAT	500	600	550	240	1000
TRIVENDRUM	900	1000	950	55	1500

(Source: NHB)

Disclaimer

The information contained in this document has been compiled by Agriwatch from sources believed to be reliable, such as NHB, Agmarknet, etc. and directly from traders in mandis. However, users of this data are requested to use the information with due caution and crosscheck with other sources. This document is not, and should not be construed as an offer to sell or buy any commodities. This document may not be reproduced, distributed or published without the express consent of SFAC