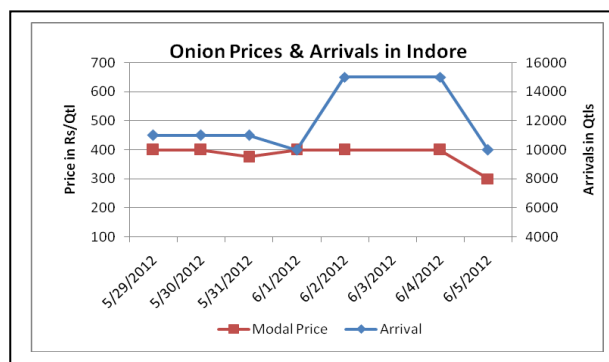
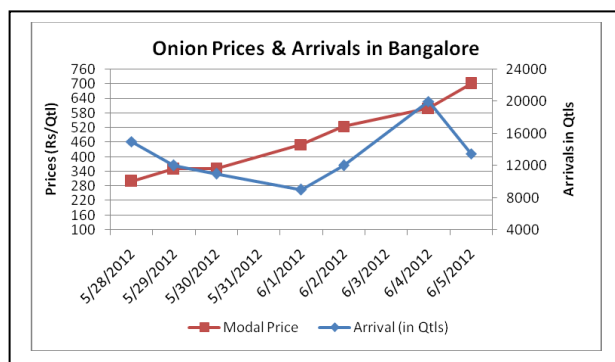
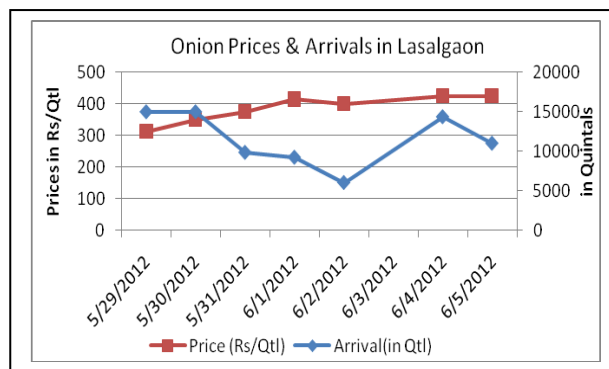
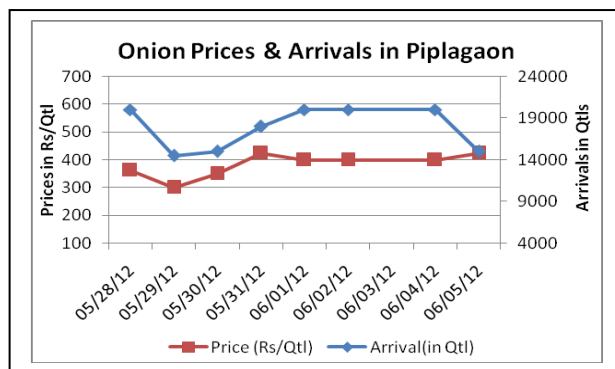


Onion Fundamentals:

- In Hyderabad onion is mainly coming from Maharashtra whereas in few days onion from Kurnool (A.P) will be available in local market.
- Prices in Lasalgaon and Pimplagaon are stable near 400 from last few days.
- In Lasalgaon market prices are depending on the arrival of monsoon. But the traders are expecting for increase in prices.
- Prices in Bangalore is increasing on daily basis as seen in below chart.
- There is good Demand from Bangladesh for Nasik side onion at this time.

Onion Prices & Arrivals in Producing & Consumption Centers



(Source: Agriwatch)

Onion Prices & Arrivals in Major Mandis as on 5/06/2012

Mandi	Lasalgaon	Piplagaon	Pune	Mumbai	Indore	Bangalore	Belgaum
Price (in Qtl)	250-550	300-550	500-600	400-650	175-425	500-900	300-750
Arrivals (in Qtl)	11000	15000	12330	8850	10000	13500	3200

Onion Prices & Arrivals in Major Mandis as on 4/06/2012

Mandi	Lasalgaon	Piplagaon	Pune	Mumbai	Indore	Bangalore	Belgaum
Price (in Qtl)	150-560	375-425	450-550	440-640	300-500	450-750	300-750
Arrivals (in Qtl)	14375	20000	6000	13100	15000	20000	3200

(Source: Agriwatch)

Onion Prices in major markets – Mandi vs. Retail as on 4th June 2012

S.No.	Centre Name	Min Price (Rs/Qtl)	Max Price (Rs/Qtl)	Avg Price (Rs/Qtl)	Arrivals (MT)	Retail Price (Rs/Qtl)
1	ABOHAR	430	620	525	135	1000
2	AGRA	450	550	500	70	1000
3	AHMEDABAD	300	500	400	230	800
4	AMRITSAR	600	700	650	195	1000
5	BHOPAL	200	300	250	215	400
6	CHANDIGARH	500	650	575	85	800
7	CHENNAI	600	800	700	500	1200
8	DELHI	600	650	625	175	1200
9	GANGATOK	1200	1400	1300	2	1500
10	GUWAHATI	960	1080	1040	170	1400
11	HYDERABAD	600	800	700	273	1000
12	JAMMU	650	700	680	250	1200
13	KOLKATA	700	850	788	1824	1300
14	LASALGAON	400	500	420	190	650
15	LUCKNOW	450	550	500	50	900
16	NAGPUR	380	500	440	300	900
17	NASIK	400	500	420	190	650
18	PATNA	600	700	650	10	1200
19	PIMALGAON	450	500	470	220	700
20	PUNE	500	600	530	1150	700
21	RAIPUR	500	600	550	40	1000
22	RANCHI	565	680	615	225	1000
23	SHIMLA	1100	1300	1200	15	1400
24	SRINAGAR	750	850	800	250	1200
25	SURAT	500	700	600	200	1100
26	TRIVENDRUM	900	1050	970	60	1500

(Source: NHB)

Disclaimer

The information contained in this document has been compiled by Agriwatch from sources believed to be reliable, such as NHB, Agmarknet, etc. and directly from traders in mandis. However, users of this data are requested to use the information with due caution and crosscheck with other sources. This document is not, and should not be construed as an offer to sell or buy any commodities. This document may not be reproduced, distributed or published without the express consent of SFAC