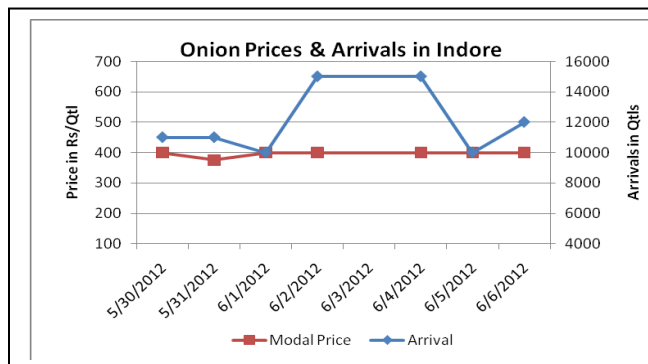
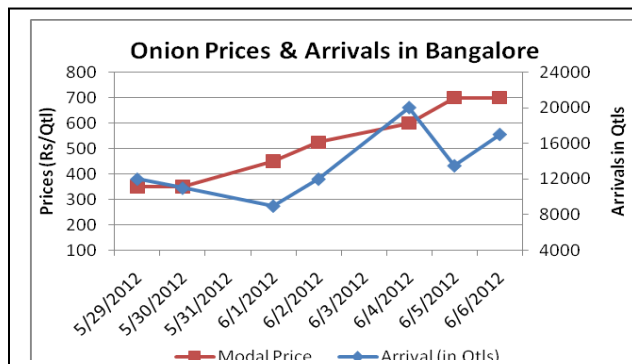
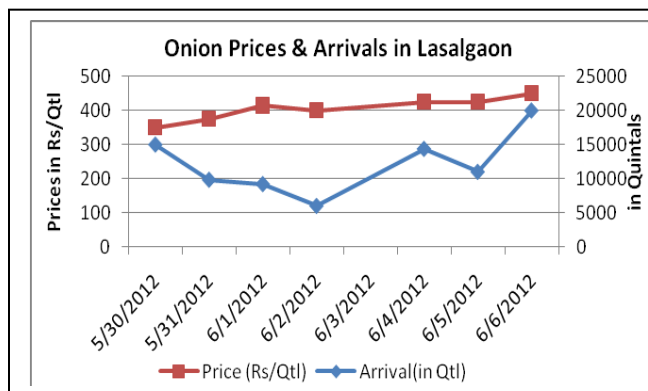
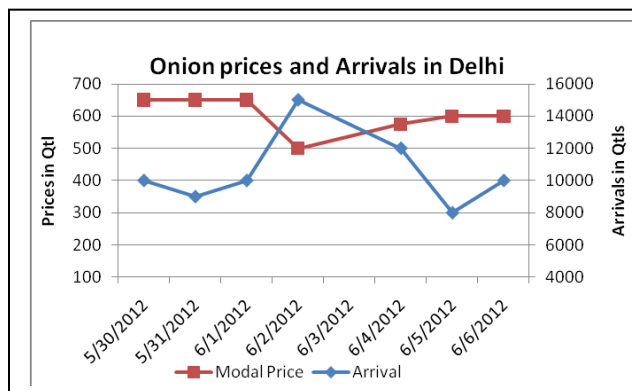


## Onion Fundamentals:

- In Trivendrum retail prices are ruling near Rs. 15/Kg. Prices are higher due to their distant location from producing region. In summers onion is supplied from Nasik whereas in rainy season onion is supplied from Coimbatore.
- In Lasalgaon prices are continuously hovering between 350-500 from last few days. Today supply has increased and prices also increased which shows good demand in the market.
- In Ahmadabad mainly local onion is coming, though onion from Nasik is also coming. As per conversation with trader prices will rise after the monsoon as supply of fresh onion will be less and chances of quality deterioration is high in rainy season.

## Onion Prices & Arrivals in Producing & Consumption Centers



(Source: Agriwatch)

## Onion Prices & Arrivals in Major Mandis as on 6/06/2012

Mandi	Lasalgaon	Piplagaon	Pune	Mumbai	Indore	Bangalore	Belgaum
Price (in Qtl)	300-600	350-425	500-600	400-600	300-500	500-900	400-750
Arrivals (in Qtl)	20000	20000	12400	10000	12000	17000	3000

## Onion Prices & Arrivals in Major Mandis as on 5/06/2012

Mandi	Lasalgaon	Piplagaon	Pune	Mumbai	Indore	Bangalore	Belgaum
Price (in Qtl)	150-560	375-425	450-550	440-640	300-500	450-750	300-750
Arrivals (in Qtl)	14375	20000	6000	13100	15000	20000	3200

(Source: Agriwatch)

## Onion Prices in major markets – Mandi vs. Retail as on 5<sup>th</sup> June 2012

Centre Name	Min Price (Rs/Qtl)	Max Price (Rs/Qtl)	Model Price (Rs/Qtl)	Arrival (MT.)	Retail Price (Rs/Qtl)
ABOHAR	450	670	560	125	1000
AGRA	450	550	500	65	1000
AHMEDABAD	300	550	425	240	900
AMRITSAR	625	725	675	190	1000
BARAUT	700	800	750	5	1200
BHOPAL	220	300	260	300	400
BHUBANESHWAR	700	800	750	300	1050
CHANDIGARH	450	550	500	90	900
CHENNAI	600	800	700	520	1200
DEHRADUN	600	700	650	35	1000
DELHI	600	675	637	1392	1200
GANGATOK	1200	1400	1300	2	1500
GUWAHATI	940	1100	1060	160	1400
HYDERABAD	600	800	700	281	1000
JAIPUR	450	550	505	256	800
JAMMU	600	700	650	200	1200
LASALGAON	400	500	460	270	680
LUCKNOW	485	550	515	36	900
MUMBAI	400	650	550	885	1000
NAGPUR	380	500	440	320	900
NASIK	430	490	450	190	700
PATNA	600	700	650	10	1200
PIMALGAON	425	475	460	255	675
PUNE	500	600	550	1233	800
RAIPUR	525	600	550	42	1000
RANCHI	575	685	650	226	1000
SHIMLA	1000	1200	1050	14	1400
SRINAGAR	800	900	850	150	1300
SURAT	500	700	600	215	1100
TRIVENDRUM	930	1000	960	50	1500

(Source: NHB)

### Disclaimer

The information contained in this document has been compiled by Agriwatch from sources believed to be reliable, such as NHB, Agmarknet, etc. and directly from traders in mandis. However, users of this data are requested to use the information with due caution and crosscheck with other sources. This document is not, and should not be construed as an offer to sell or buy any commodities. This document may not be reproduced, distributed or published without the express consent of SFAC



**SFAC**  
लघु कृषक  
कृषि व्यापार संघ

Small Farmers'  
Agribusiness  
Consortium



**AGRIWATCH**