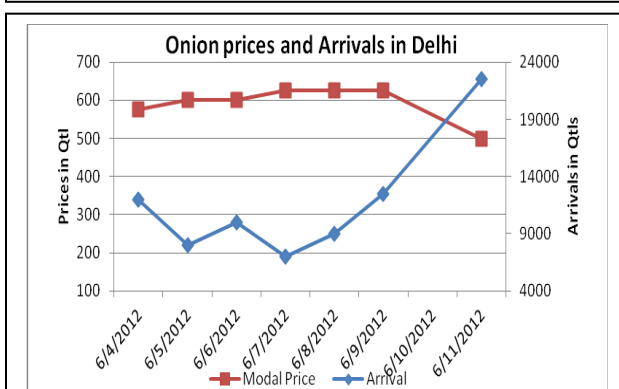
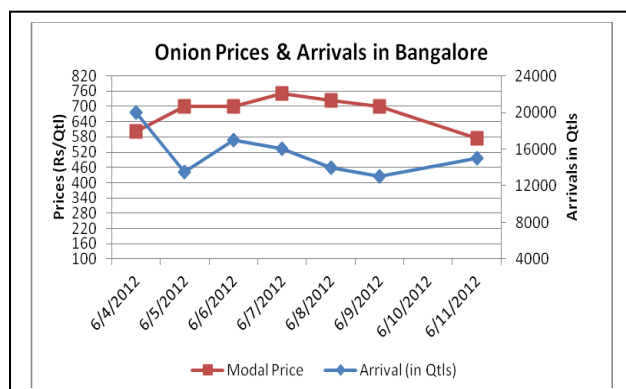
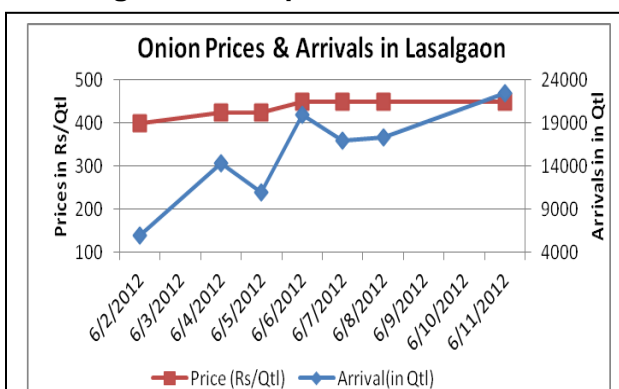
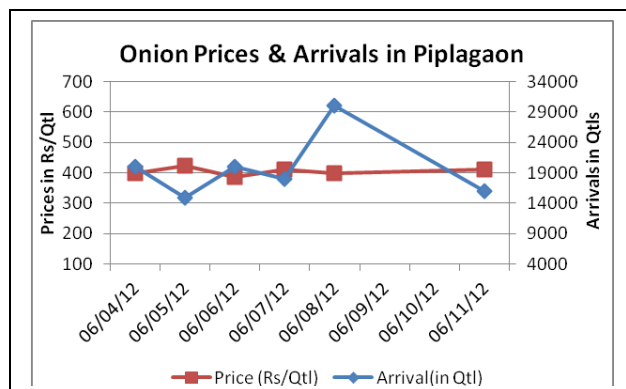


Onion Fundamentals:

- In Hyderabad onion is mainly coming from Maharashtra and Karnataka. As per the trader prices are expected to increase within this week.
- In Piplagaon arrivals are less because farmers have stored the onion in hope of high prices in future. As per the trader prices will be high next month onward because of monsoon and supply will be less in market.
- In Lasalgaon and Piplagaon local market prices are stable whereas demand from Colombo, Dubai and Bangladesh is continuously coming. On an average 100-120 trucks (15 ton each) are being exported to these countries.
- In Delhi, in last few days arrival has increased whereas prices have decreased because farmers are taking out their stored onion in market.

Onion Prices & Arrivals in Producing & Consumption Centers



Onion Prices & Arrivals in Major Mandis as on 11/06/2012

(Source: Agriwatch)

Mandi	Lasalgaon	Piplagaon	Pune	Mumbai	Indore	Bangalore	Belgaum
Price (in Qtl)	350-550	350-450	500-650	700-750	450	450-700	300-700
Arrivals (in Qtl)	22500	16000	16700	15000	35000	15000	5000

Onion Prices & Arrivals in Major Mandis as on 9/06/2012

Mandi	Lasalgaon	Piplagaon	Pune	Mumbai	Indore	Bangalore	Belgaum
Price (in Qtl)	-	-	-	-	300-500	650-750	300-700
Arrivals (in Qtl)	-	-	-	-	22000	13000	5000

On Saturday mandis are closed in Maharashtra

(Source: Agriwatch)



SFAC
लघु कृषक
कृषि व्यापार संघ

Small Farmers'
Agribusiness
Consortium



AGRIWATCH

Onion Prices in major markets – Mandi vs. Retail as on 9th June 2012

Centre Name	Min Price (Rs/Qtl)	Max Price (Rs/Qtl)	Model Price (Rs/Qtl)	Arrival (MT.)	Retail Price (Rs/Qtl)
AGRA	400	600	500	60	1000
BHOPAL	220	300	260	225	350
CHANDIGARH	550	650	600	70	1000
CHENNAI	700	900	800	500	1200
GANGATOK	1000	1400	1200	4	1400
GUWAHATI	1000	1100	1050	130	1400
JAIPUR	500	600	560	364	900
JAMMU	600	700	650	180	1200
KANPUR	450	550	500	700	1200
KOLKATA	800	950	875	256	1400
LUCKNOW	500	575	540	32	800
NAGPUR	450	630	540	530	1000
PATNA	600	700	650	40	1200
RANCHI	650	700	680	218	1000
SHIMLA	1000	1200	1100	16	1400
SRINAGAR	900	950	930	140	1500
SURAT	400	600	500	200	1000
TRIVENDRUM	900	1050	950	40	1500

(Source: NHB)

Disclaimer

The information contained in this document has been compiled by Agriwatch from sources believed to be reliable, such as NHB, Agmarknet, etc. and directly from traders in mandis. However, users of this data are requested to use the information with due caution and crosscheck with other sources. This document is not, and should not be construed as an offer to sell or buy any commodities. This document may not be reproduced, distributed or published without the express consent of SFAC



SFAC
लघु कृषक
कृषि व्यापार संघ

Small Farmers'
Agribusiness
Consortium



AGRIWATCH