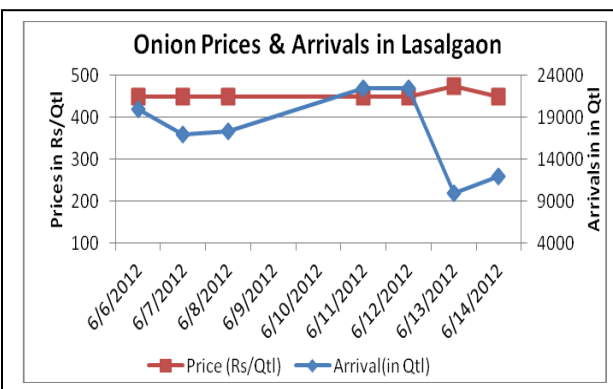
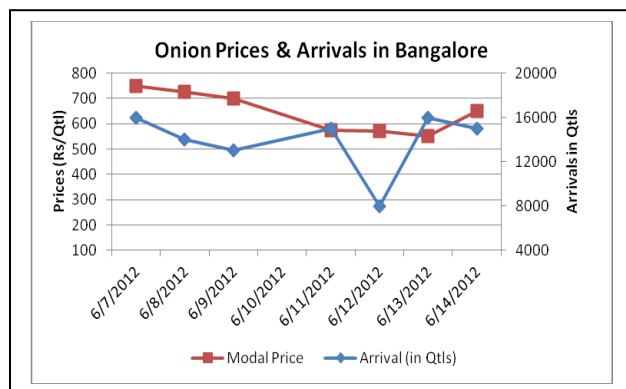
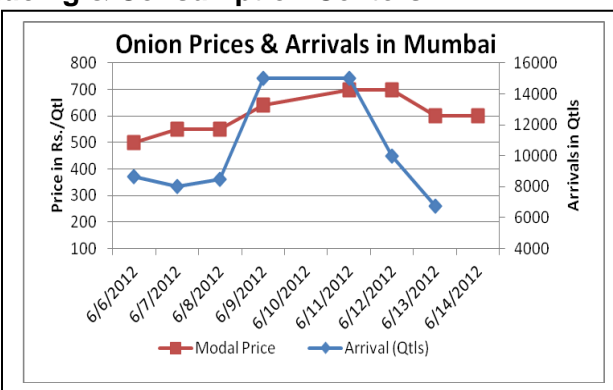
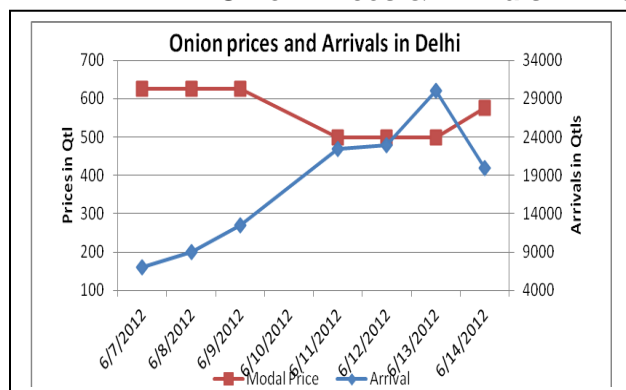


Onion Fundamentals:

- In Hyderabad 25% of onion is coming from Karnataka where as rest of the onion is coming from Maharashtra region. Onion price in Hyderabad is expected to stay steady to firm on account of lower arrival expectation. Keeping in view the onset of active monsoon during coming couple of weeks stockists are slowly releasing onion stocks to fetch premium during monsoon season.
- Higher onion arrivals could be seen in Delhi mandis on account of release of stocks by the growers. Farmers fear of post harvest losses to their stocked onions in their fields due to excessive heat. This lead to active selling by the growers thereby increasing arrivals.
- Moving forward, we expect arrivals to come down gradually with the onset of rains expected during last week of June to first week of July. The same shall stand supportive for onion prices once active precipitation starts in NW region of India.
- In Delhi small size, dark red colour onion is available which is coming from Jodhpur. It is cheaper Rs2-3/kg as compare to other variety of onion arriving in Azadpur Mandi.
- In Ahmadabad onion is coming from Nasik whereas minimum quantity of local onions is available to meet local demand. Local onion was mainly coming from 'Saurashtra' region. Considering relatively higher freight charges due to surge in recent diesel prices onion prices in Ahmadabad could surge up moving forward.

Onion Prices & Arrivals in Producing & Consumption Centers



(Source: AGRIWATCH)

Onion Prices & Arrivals in Major Mandis as on 14/06/2012

Mandi	Lasalgaon	Piplagaon	Pune	Mumbai	Indore	Bangalore	Belgaum
Price (in Qtl)	300-600	400-475	500-650	500-700	300-500	500-800	300-750
Arrivals (in Qtl)	12000	12500	6000	6750	15000	15000	7000



SFAC
लघु कृषक
कृषि व्यापार संघ

Small Farmers'
Agribusiness
Consortium



AGRIWATCH

Onion Prices & Arrivals in Major Mandis as on 13/06/2012

Mandi	Lasalgaon	Piplagaon	Pune	Mumbai	Indore	Bangalore	Belgaum
Price (in Qtl)	400-550	400-450	600-700	440-700	450-475	350-750	300-750
Arrivals (in Qtl)	10000	7000	10550	10000	15000	16000	7000

(Source: AGRIWATCH)

Onion Prices in major markets – Mandi vs. Retail as on 13th June 2012

S.No.	Centre Name	Min Price (Rs/Qtl)	Max Price (Rs/Qtl)	Avg Price (Rs/Qtl)	Arrivals (MT)	Retail Price (Rs/Qtl)
1	ABOHAR	530	670	600	122	1000
2	AGRA	480	560	520	75	1000
3	BANGALORE	700	800	750	800	1200
4	BARAUT	700	800	750	7	1200
5	BHOPAL	200	260	230	200	300
6	CHANDIGARH	425	500	463	100	900
7	CHENNAI	700	900	800	450	1300
8	DELHI	550	650	600	1733	1200
9	GANGATOK	1000	1400	1200	2	1600
10	GUWAHATI	1150	1250	1200	110	1600
11	JAIPUR	500	600	555	344	900
12	JAMMU	600	700	650	180	1200
13	KOLKATA	875	1000	938	144	1500
14	LASALGAON	400	500	460	270	750
15	LUCKNOW	500	600	550	43	800
16	NAGPUR	500	650	575	350	1000
17	NASIK	450	500	460	270	700
18	PATNA	600	750	675	150	1300
19	PIMALGAON	400	450	420	280	700
20	PUNE	600	700	650	1055	900
21	RAIPUR	550	700	650	35	1100
22	RANCHI	650	680	675	225	1000
23	SHIMLA	1200	1300	1250	12	1500
24	SRINAGAR	880	970	940	200	1500



SFAC
लघु कृषक
कृषि व्यापार संघ

Small Farmers'
Agribusiness
Consortium



AGRIWATCH

Disclaimer

The information contained in this document has been compiled by Agriwatch from sources believed to be reliable, such as NHB, Agmarknet, etc. and directly from traders in mandis. However, users of this data are requested to use the information with due caution and crosscheck with other sources. This document is not, and should not be construed as an offer to sell or buy any commodities. This document may not be reproduced, distributed or published without the express consent of SFAC



SFAC
लघु कृषक
कृषि व्यापार संघ

Small Farmers'
Agribusiness
Consortium



AGRIWATCH