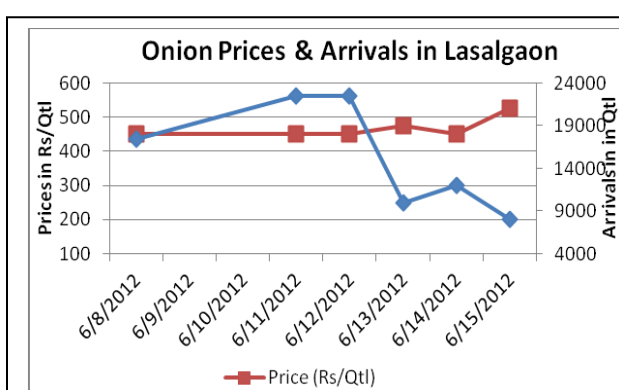
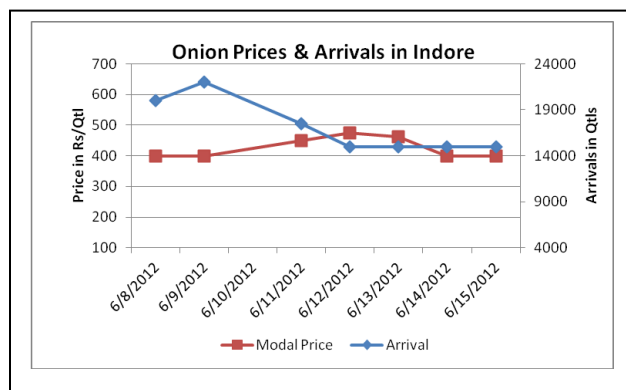
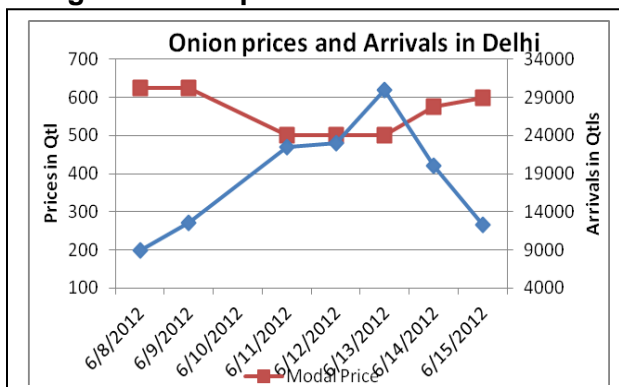
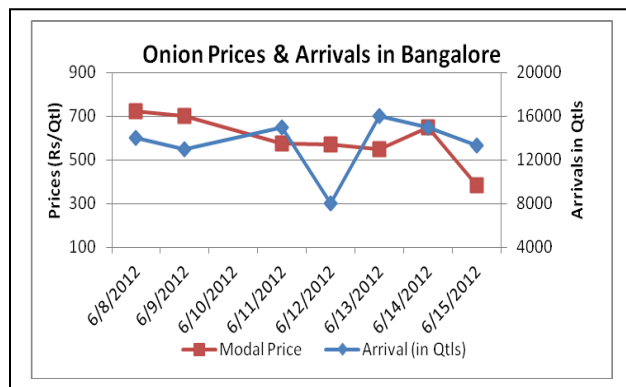


Onion Fundamentals:

- In Karnataka sowing of onion is not yet started due to sluggish progress of monsoon and farmers are waiting for the rainfall which they hadn't received from last one month.
- Among total arrival of onion in Karnataka 35% of arrival is local whereas rest is arriving from Maharashtra. Relatively higher prices of onion from Maharashtra lend underlying support to the locally produced onions in Karnataka. As per trade sources if the rain gets delayed by one week more than prices might increase by Rs 2-3/Kg in Karnataka.
- Late kharif planting due to delay in active precipitation could delay crop and the same might prone to water logging condition during late Aug to Sep rainfall. Any such condition would impact the kharif yield of onions in Karnataka and other regions.
- As per trade sources, sowing has just started in Pune and sowing in Nasik will kick off during coming couple of weeks.
- In Hyderabad onion mainly comes from Karnataka and Maharashtra positively influencing the local onion prices. Onion in Hyderabad is not stored for long time because of short storage life and sensitive to higher temperature. This lead to liquidation of local varieties these days.

Onion Prices & Arrivals in Producing & Consumption Centers



(Source: AGRIWATCH)

Onion Prices & Arrivals in Major Mandis as on 15/06/2012

Mandi	Lasalgaon	Piplagaon	Pune	Mumbai	Indore	Bangalore	Belgaum
Price (in Qtl)	450-600	450-475	500-700	480-740	300-500	310-460	300-750
Arrivals (in Qtl)	8000	9900	11500	8500	15000	13300	7000

Onion Prices & Arrivals in Major Mandis as on 14/06/2012

Mandi	Lasalgaon	Piplagaon	Pune	Mumbai	Indore	Bangalore	Belgaum
-------	-----------	-----------	------	--------	--------	-----------	---------

15th June 2012

Price (in Qtl)	300-600	400-475	500-650	500-700	300-500	500-800	300-750
Arrivals (in Qtl)	12000	12500	6000	6750	15000	15000	7000

(Source: AGRIWATCH)

Onion Prices in major markets – Mandi vs. Retail as on 14th June 2012

Centre Name	Min Price	Max Price	Avg Price	Arrivals	Retail Price (Rs/Qtl)
	(Rs/Qtl)	(Rs/Qtl)	(Rs/Qtl)	(MT)	
ABOHAR	450	560	505	130	1000
AGRA	530	600	565	82	1000
AHMEDABAD	400	500	450	227	900
BHOPAL	250	350	300	180	400
BHUBANESHWAR	700	750	725	350	1200
CHANDIGARH	475	550	513	120	900
CHENNAI	700	900	800	480	1300
DEHRADUN	612	680	652	30	1200
DELHI	550	650	600	1356	1200
GANGATOK	1200	1400	1300	4	1600
GUWAHATI	1100	1200	1150	120	1600
JAIPUR	550	650	605	447	1000
JAMMU	500	700	600	180	1000
KANPUR	400	500	450	900	1000
KOLKATA	900	1000	950	96	1500
LASALGAON	450	500	460	270	700
LUCKNOW	500	550	525	50	800
MUMBAI	500	700	600	675	1000
NAGPUR	500	650	575	310	900
NASIK	400	500	460	260	700
PATNA	600	750	675	10	1300
PIMALGAON	400	500	460	260	650
RAIPUR	550	650	600	38	1100
RANCHI	600	650	618	230	1000
SHIMLA	1200	1400	1300	11	11500
SRINAGAR	900	1000	950	170	1500
SURAT	500	700	600	200	1000
TRIVENDRUM	950	1050	1000	50	1500

(Source: NHB)

Disclaimer

The information contained in this document has been compiled by Agriwatch from sources believed to be reliable, such as NHB, Agmarknet, etc. and directly from traders in mandis. However, users of this data are requested to use the information with due caution and crosscheck with other sources. This document is not, and should not be construed as an offer to sell or buy any commodities. This document may not be reproduced, distributed or published without the express consent of SFAC