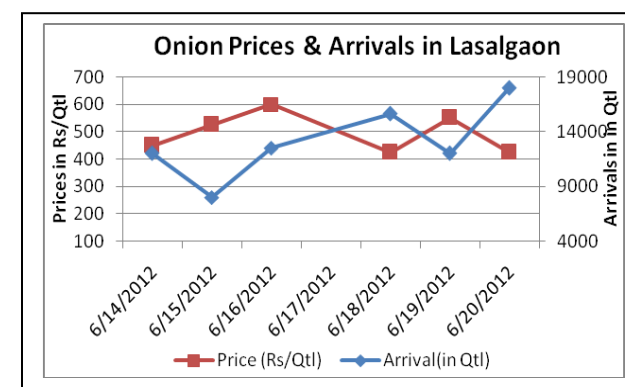
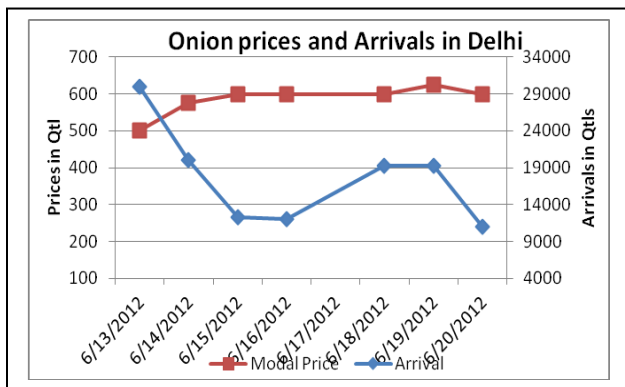
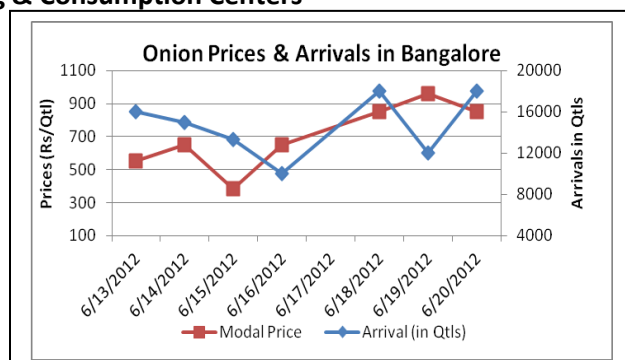
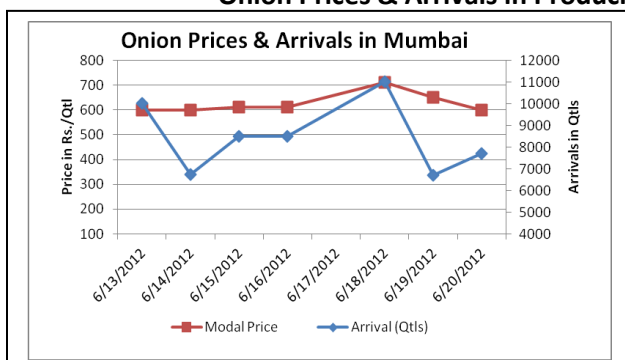


Onion Fundamentals:

- The seed sowing of kharif onion in different kharif onion producing states has started. As per preliminary estimates, the area under kharif onion is expected to be the same as last year, depending on the monsoon.
- In Bhavnagar onion arrival has fallen as local supply is reduced and will last for maximum 15 days. After that demand for onion from Maharashtra will be higher.
- As per the trader, production of onion in Bhavnagar was less by 35% as compared to last year. So prices are expected to rise as onion will be supplied from other states.
- In Jaipur locally produced onion is coming into market. Rajasthan also supply onion to other northern states like Punjab, Delhi etc. In previous Rabi season, production was higher in Rajasthan.
- Retail prices increased by Rs. 100-200/qtl in last two weeks across different states as supply from Rajasthan, Gujarat has reduced in key consumption center and stored onion from Maharashtra is available at premium.

Onion Prices & Arrivals in Producing & Consumption Centers



(Source: AGRIWATCH)

Onion Prices & Arrivals in Major Mandis as on 21/06/2012

Mandi	Lasalgaon	Piplagaon	Pune	Mumbai	Indore	Bangalore	Belgaum
Price (in Qtl)	200-650	460-525	500-750	400-800	300-550	800-900	400-750
Arrivals (in Qtl)	18000	25000	5000	7700	15000	18000	4000

Onion Prices & Arrivals in Major Mandis as on 19/06/2012

Mandi	Lasalgaon	Piplagaon	Pune	Mumbai	Indore	Bangalore	Belgaum
Price (in Qtl)	Mandi Closed	Mandi Closed	400-770	500-800	300-500	875-1050	400-800
Arrivals (in Qtl)		-	9909	6700	11500	12000	3500

(Source: AGRIWATCH)

Onion Prices in major markets – Mandi vs. Retail as on 19th June 2012

Centre Name	Min Price (Rs/Qtl)	Max Price (Rs/Qtl)	Avg Price (Rs/Qtl)	Arrivals (MT)	Retail Price (Rs/Qtl)
AGRA	440	570	510	48	1000
AHMEDABAD	400	600	500	241	900
BANGALORE	800	900	850	900	1500
BARAUT	700	800	750	8	1200
BHUBANESHWAR	800	900	850	250	1200
CHANDIGARH	538	663	600	90	1100
CHENNAI	800	1000	900	500	1300
DELHI	550	650	600	1062	1400
GANGATOK	1200	1600	1400	3	1500
GUWAHATI	1200	1300	1250	120	1600
JAIPUR	575	625	605	423	900
JAMMU	800	850	840	135	1200
KANPUR	450	550	500	650	1200
KOLKATA	750	925	838	3392	1200
LUCKNOW	500	600	550	36	800
MUMBAI	450	700	600	670	1000
NAGPUR	500	800	650	320	900
PATNA	600	800	700	120	1200
PUNE	600	700	650	1275	800
RAIPUR	550	700	600	36	1100
RANCHI	650	690	655	225	1000
SHIMLA	1350	1450	1400	14	1500
SRINAGAR	900	1000	960	150	1500
SURAT	600	700	650	200	1000
TRIVENDRUM	1000	1100	1050	45	1600

(Source: NHB)

Disclaimer

The information contained in this document has been compiled by Agriwatch from sources believed to be reliable, such as NHB, Agmarknet, etc. and directly from traders in mandis. However, users of this data are requested to use the information with due caution and crosscheck with other sources. This document is not, and should not be construed as an offer to sell or buy any commodities. This document may not be reproduced, distributed or published without the express consent of SFAC



SFAC
लघु कृषक
कृषि व्यापार संघ

Small Farmers'
Agribusiness
Consortium



AGRIWATCH