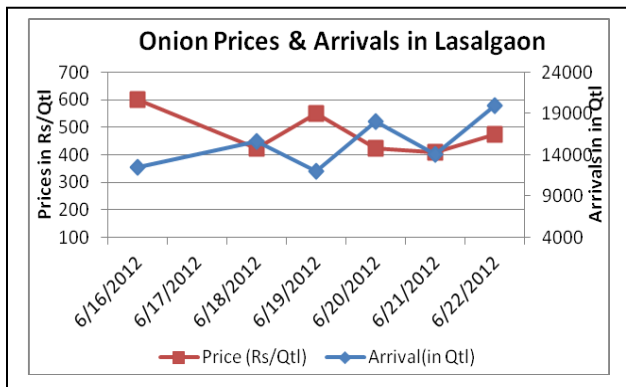
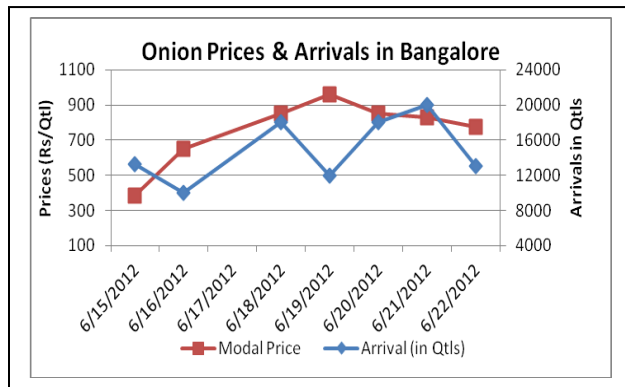
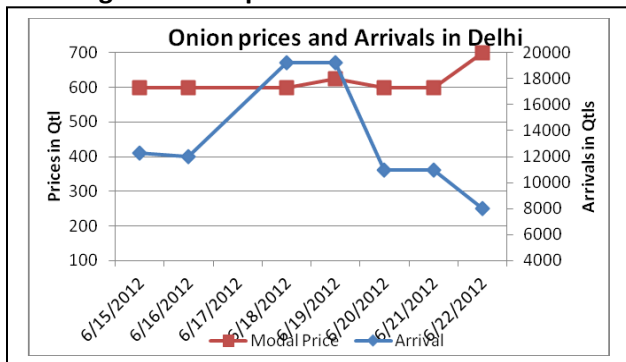
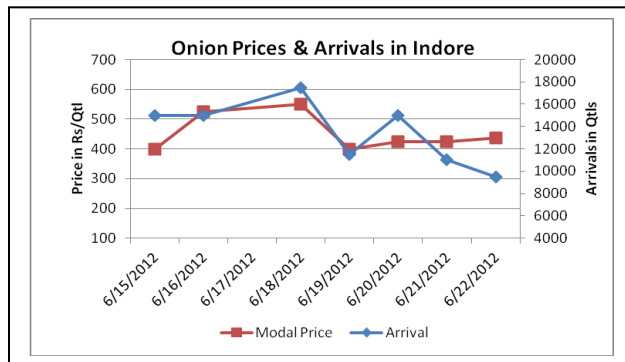


Onion Fundamentals:

- In Nasik till now only 3- 5 % of Kharif onion sowing is completed due to absence of rain. Last year in month of June around 25% of sowing has been completed. If this delay in monsoon will be further continued than prices are expected to increase in coming months.
- In Bhavnagar (Gujarat) local onion will be available till the end of this month only .After that onion from Maharashtra and Karnataka will be in market. So prices are expected to increase in coming month due to additional transportation cost.
- This year production of kharif crop in Ahmednagar is expected to be less because of late sowing. Last year, 40% of kharif sowing has been completed in the district.
- Meanwhile, retail prices in different cities of India are hovering in between Rs. 500-1500/Qtl. The highest prices of Rs. 1500/ quintal were recorded in Guwahati, Trivandrum and Srinagar.

Onion Prices & Arrivals in Producing & Consumption Centers



(Source: AGRIWATCH)

Onion Prices & Arrivals in Major Mandis as on 22/06/2012

Mandi	Lasalgaon	Piplagaon	Pune	Mumbai	Indore	Bangalore	Belgaum
Price (in Qtl)	350-600	450-500	450-650	450-750	300-575	700-850	400-750
Arrivals (in Qtl)	20000	15000	4000	9500	9500	13000	4000

Onion Prices & Arrivals in Major Mandis as on 21/06/2012

Mandi	Lasalgaon	Piplagaon	Pune	Mumbai	Indore	Bangalore	Belgaum
Price (in Qtl)	200-620	450-500	500-700	400-800	300-550	800-860	400-750
Arrivals (in Qtl)	14000	20000	4000	8000	11000	20000	4000

(Source: AGRIWATCH)

Onion Prices in major markets – Mandi vs. Retail as on 21 June 2012



SFAC
लघु कृषक
कृषि व्यापार संघ

Small Farmers'
Agribusiness
Consortium



AGRIWATCH

Centre Name	Min Price (Rs/Qtl)	Max Price (Rs/Qtl)	Avg Price (Rs/Qtl)	Arrivals (MT)	Retail Price (Rs/Qtl)
AHMEDABAD	400	600	500	236	900
AMRITSAR	600	700	650	180	1000
BANGALORE	700	800	750	810	1200
BARAUT	800	900	850	7	1200
BHOPAL	300	400	350	125	500
CHANDIGARH	500	625	563	100	1000
CHENNAI	1000	1200	1100	450	1400
DEHRADUN	618	680	660	32	1000
DELHI	550	650	600	1013	1400
GUWAHATI	1050	1150	1100	130	1500
JAIPUR	550	650	605	318	1000
JAMMU	800	850	830	200	1200
KOLKATA	737	912	825	2608	1100
LUCKNOW	500	600	550	50	800
NAGPUR	550	750	650	300	1000
PUNE	500	700	600	1340	800
RANCHI	665	705	685	225	1000
SHIMLA	1400	1500	1450	12	1500
SRINAGAR	930	1000	970	150	1500
SURAT	600	700	650	180	1000
TRIVENDRUM	1000	1100	1050	50	1500

(Source: NHB)

Disclaimer

The information contained in this document has been compiled by Agriwatch from sources believed to be reliable, such as NHB, Agmarknet, etc. and directly from traders in mandis. However, users of this data are requested to use the information with due caution and crosscheck with other sources. This document is not, and should not be construed as an offer to sell or buy any commodities. This document may not be reproduced, distributed or published without the express consent of SFAC



SFAC
लघु कृषक
कृषि व्यापार संघ

Small Farmers'
Agribusiness
Consortium



AGRIWATCH