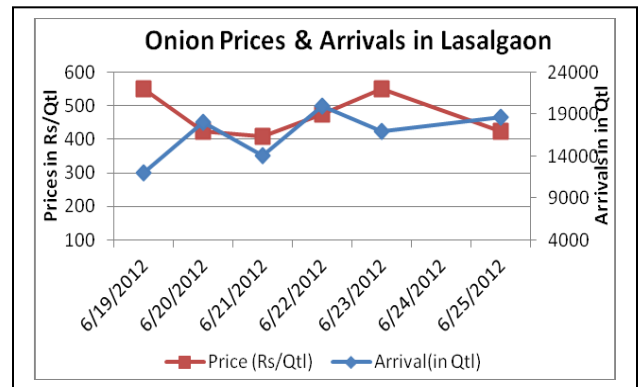
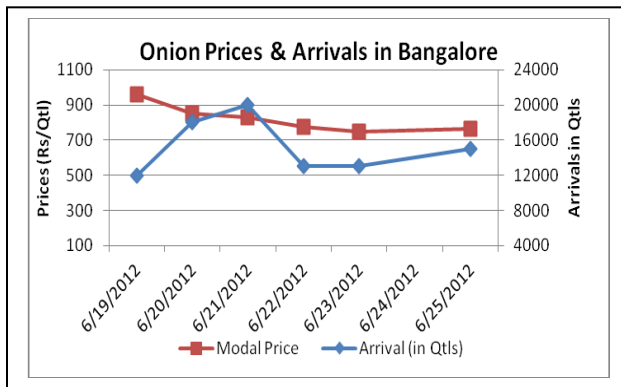
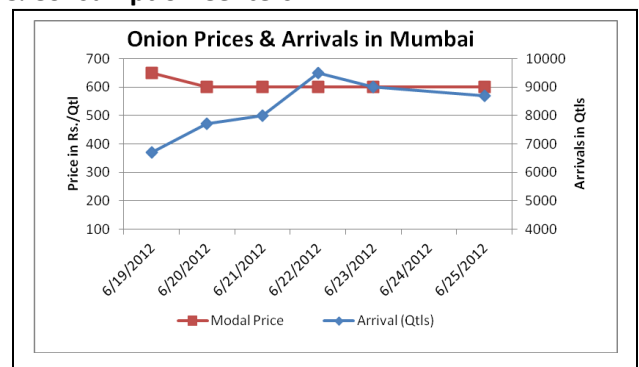
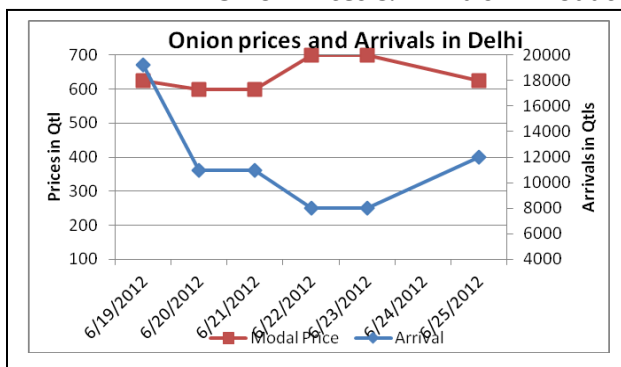


Onion Fundamentals:

- Arrival of onion in Delhi has continuously decreased in last few days because traders from Maharashtra & MP are supplying less onion to consumption center because they know that sowing of Khariff crop has delayed in major growing area like Maharashtra and A.P.
- Higher demand from South India kept onion prices firm last week in markets around growing areas of Maharashtra like Nasik, Ahmednagar and Piplagaon. Prices hovering between Rs 500-550 per quintal irrespective of higher arrivals.
- In Nasik region seed sowing has completed by 5- 10% only, last year it was 15% completed by this time. This decrease percentage in sowing is due to late arrival of monsoon which is already delayed by 8- 10 days.
- Nasik region contributes approx 30% of total onion grown in Maharashtra state. As per the trader prices are expected to increase as late monsoon has delayed the sowing and area under Kharif crop will be less this time looking at current onion prices.

Onion Prices & Arrivals in Producing & Consumption Centers



(Source: AGRIWATCH)

Onion Prices & Arrivals in Major Mandis as on 25/06/2012

| Mandi | Lasalgaon | Piplagaon | Pune | Mumbai | Indore | Bangalore | Belgaum |
|-------------------|-----------|-----------|---------|---------|---------|-----------|---------|
| Price (in Qtl) | 250-300 | 450-550 | 450-600 | 400-700 | 300-600 | 700-830 | 500-850 |
| Arrivals (in Qtl) | 18680 | 16000 | 4500 | 8700 | 11000 | 15000 | 5000 |

Onion Prices & Arrivals in Major Mandis as on 23/06/2012

| Mandi | Lasalgaon | Piplagaon | Pune | Mumbai | Indore | Bangalore | Belgaum |
|-------------------|-----------|-----------|------|---------|---------|-----------|---------|
| Price (in Qtl) | 450-650 | - | - | 450-750 | 300-550 | 700-800 | 500-850 |
| Arrivals (in Qtl) | 17000 | - | - | 9000 | 11000 | 13000 | 5000 |

*Piplagaon and Pune market remain close on Saturday
(Source: AGRIWATCH)

Onion Prices in major markets – Mandi vs. Retail as on 23rd June 2012

| Centre Name | Min Price (Rs/Qtl) | Max Price (Rs/Qtl) | Avg Price (Rs/Qtl) | Arrivals (MT) | Retail Price (Rs/Qtl) |
|-------------|-----------------------|-----------------------|-----------------------|------------------|--------------------------|
| ABOHAR | 420 | 560 | 490 | 118 | 1200 |
| AHMEDABAD | 400 | 600 | 500 | 261 | 900 |
| AMRITSAR | 600 | 750 | 700 | 180 | 1000 |
| BARAUT | 900 | 1000 | 950 | 6 | 1400 |
| CHENNAI | 1000 | 1200 | 1100 | 450 | 1400 |
| DELHI | 625 | 700 | 662 | 1222 | 1400 |
| GANGATOK | 1200 | 1400 | 1300 | 2 | 1500 |
| GUWAHATI | 1100 | 1200 | 1150 | 130 | 1600 |
| JAIPUR | 500 | 600 | 560 | 418 | 900 |
| JAMMU | 800 | 850 | 840 | 90 | 1200 |
| PATNA | 500 | 800 | 650 | 15 | 1200 |
| RAIPUR | 600 | 700 | 650 | 30 | 1100 |
| RANCHI | 655 | 750 | 705 | 200 | 1000 |
| SHIMLA | 1100 | 1200 | 1150 | 12 | 1500 |
| SRINAGAR | 900 | 1000 | 950 | 180 | 1500 |
| SURAT | 500 | 650 | 600 | 260 | 1000 |

(Source: NHB)

Disclaimer

The information contained in this document has been compiled by Agriwatch from sources believed to be reliable, such as NHB, Agmarknet, etc. and directly from traders in mandis. However, users of this data are requested to use the information with due caution and crosscheck with other sources. This document is not, and should not be construed as an offer to sell or buy any commodities. This document may not be reproduced, distributed or published without the express consent of SFAC



SFAC
लघु कृषक
कृषि व्यापार संघ

Small Farmers'
Agribusiness
Consortium



AGRIWATCH