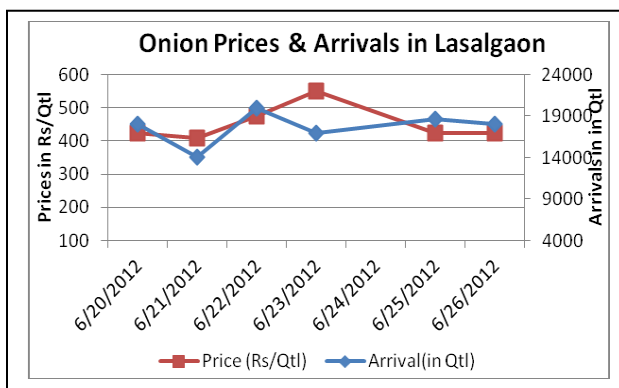
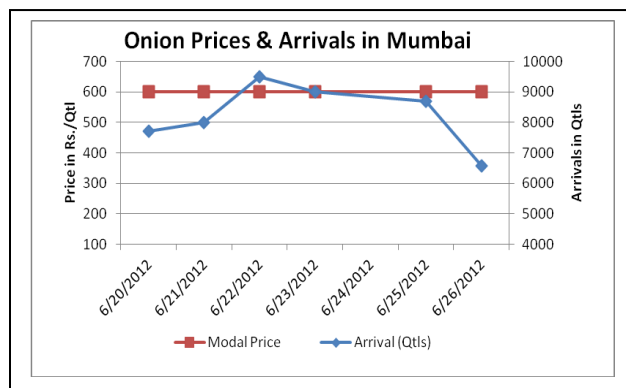
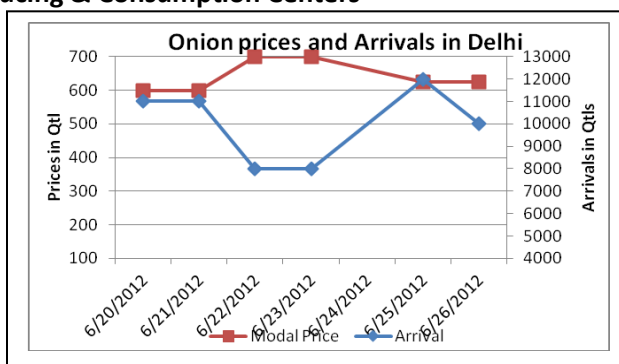
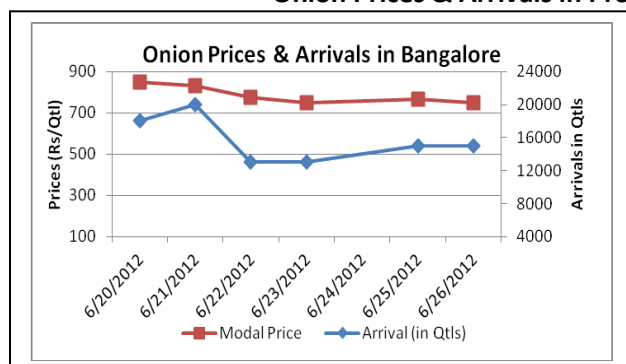


## Onion Fundamentals:

- In Jaipur onion is mainly coming from Kota and it will be available till mid August. As per the trader last year wholesale prices were 5-7/kg but this year they are hovering between 6-8/kg. Further the prices are expected to increase because farmers/traders are stocking the onion.
- Production of early Khariff in Kurnool is expected to be low because sowing has been done in 15% less area compare to last year because of late sowing due deficit rainfall.
- In Rajkot locally produced onion is coming into market. Prices may increase as farmers are not bringing their produce full fledged into the market which was supposed to get over by the time.
- The early kharif crop area in Andhra Pradesh is going to be less due to water scarcity in comparison to last year. About 15-20% area has been planted under early kharif and rest will be completed by end of June. The early khariff sowing for A.P and Karnataka is delayed because of delay in arrival of monsoon.

## Onion Prices & Arrivals in Producing & Consumption Centers



(Source: AGRIWATCH)

## Onion Prices & Arrivals in Major Mandis as on 26/06/2012

Mandi	Lasalgaon	Piplagaon	Pune	Mumbai	Indore	Bangalore	Belgaum
Price (in Qtl)	250-600	450-500	500-700	500-700	300-500	700-800	500-850
Arrivals (in Qtl)	18000	21000	6368	6560	12500	15000	5000

## Onion Prices & Arrivals in Major Mandis as on 25/06/2012

Mandi	Lasalgaon	Piplagaon	Pune	Mumbai	Indore	Bangalore	Belgaum
Price (in Qtl)	250-300	450-550	450-600	400-700	300-600	700-830	500-850
Arrivals (in Qtl)	18680	16000	4500	8700	11000	15000	5000

(Source: AGRIWATCH)



**SFAC**  
लघु कृषक  
कृषि व्यापार संघ

Small Farmers'  
Agribusiness  
Consortium



**AGRIWATCH**

Onion Prices in major markets – Mandi vs. Retail as on 25<sup>th</sup> June 2012

Centre Name	Min. Price (Rs/Qtl)	Max. Price (Rs/Qtl)	Model Price (Rs/Qtl)	Arrival (MT.)	Retail Price (Rs/Qtl)
ABOHAR	450	630	540	125	1000
AGRA	450	550	500	120	1000
AHMEDABAD	400	600	500	256	900
BANGALORE	600	800	700	1500	1200
BARAUT	1000	1100	1050	7	1500
BHOPAL	350	450	400	125	500
CHANDIGARH	500	650	575	80	1400
CHENNAI	1000	1200	1100	30	3000
GANGATOK	1200	1600	1400	3	1500
GUWAHATI	1150	1250	1200	120	1600
JAIPUR	600	700	655	220	1000
JAMMU	800	850	840	130	1200
KANPUR	500	700	600	600	1500
KOLKATA	600	760	680	1820	1100
LUCKNOW	500	575	540	50	800
MUMBAI	400	700	600	870	1000
NAGPUR	500	700	600	320	1000
PATNA	650	800	725	20	1400
PUNE	500	700	600	1205	900
RAIPUR	550	700	650	34	1100
RANCHI	660	760	710	210	1000
SHIMLA	1100	1400	1200	12	1500
SRINAGAR	880	1000	930	200	1500
SURAT	500	700	600	200	1200
TRIVENDRUM	1000	1100	1050	60	1500

(Source: NHB)

## Disclaimer

The information contained in this document has been compiled by Agriwatch from sources believed to be reliable, such as NHB, Agmarknet, etc. and directly from traders in mandis. However, users of this data are requested to use the information with due caution and crosscheck with other sources. This document is not, and should not be construed as an offer to sell or buy any commodities. This document may not be reproduced, distributed or published without the express consent of SFAC