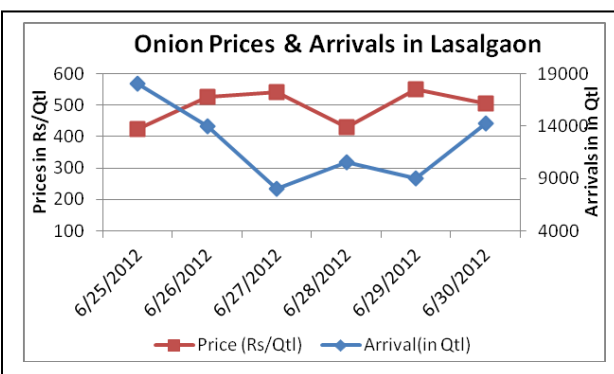
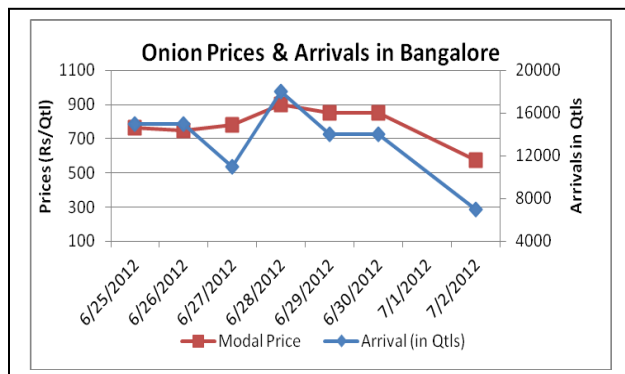
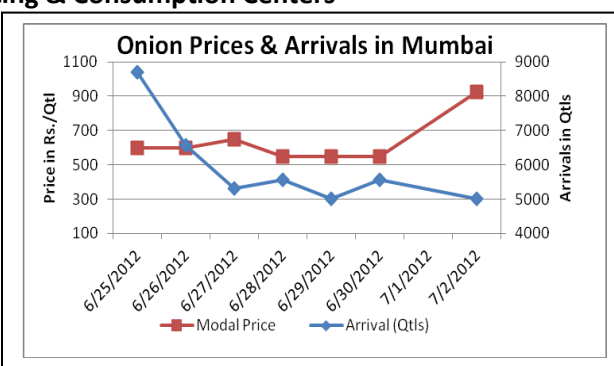
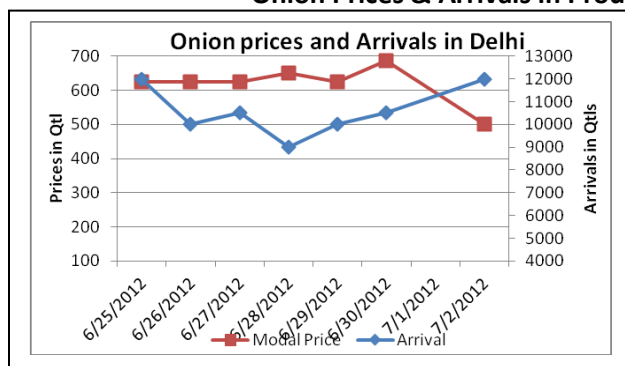


## Onion Fundamentals:

- As per the trader from Lasalgaon (Maharashtra) wholesale prices of onion are expected to reach up to Rs 700- 750/quintal by July end and the export market is expected to pick up mid July. If onion exports pick up suddenly, prices are likely to increase further.
- In Hyderabad, modal prices of onion have fallen by 20% to Rs575/ quintal because of increase in arrival. As per the trader prices were moving at good pace, but market slowed down today. In the coming days prices are going to increase as supply will be less.
- In Bangalore around 30% of onions are coming from local region like Ambikapur and Bijapur. As per the trader local fresh onion will start from July end onwards and prices are expected to increase because of high demand from other regions.
- In Lasalgaon traders and farmers have hoarded the Rabi season onion in seek of high prices. Farmers/traders hoard onion and try to regulate the supply to market until the prices reaches as per their satisfaction.

## Onion Prices & Arrivals in Producing & Consumption Centers



(Source: AGRIWATCH)

## Onion Prices & Arrivals in Major Mandis as on 2/07/2012

Mandi	Lasalgaon	Piplagaon	Pune	Mumbai	Indore	Bangalore	Belgaun
Price (in Qtl)	100-711	550-600	600-800	900-950	480	400-750	500-950
Arrivals (in Qtl)	14230	16000	6000	5000	30000	7000	2500

## Onion Prices & Arrivals in Major Mandis as on 30/06/2012

Mandi	Lasalgaon	Piplagaon	Pune	Mumbai	Indore	Bangalore	Belgaun
Price (in Qtl)	500-600	450-500	550-750	750	300-600	800-900	500-950
Arrivals (in Qtl)	-	18000	5000	5550	10000	18000	2500

(Source: AGRIWATCH)

## Onion Prices in major markets – Mandi vs. Retail as on 2<sup>nd</sup> July 2012

Centre Name	Min. Price (Rs/Qtl)	Max. Price (Rs/Qtl)	Model Price (Rs/Qtl)	Arrival (MT.)	Retail Price (Rs/Qtl)
AGRA	550	650	600	110	1000
BHOPAL	400	600	500	65	700
CHENNAI	800	1000	900	500	1400
DELHI	700	800	750	274	1400
GANGATOK	1200	1500	1400	3	1700
GUWAHATI	900	1100	1000	130	1600
JAIPUR	650	750	705	148	1100
JAMMU	800	850	830	210	1200
KANPUR	500	700	600	560	1200
LUCKNOW	575	700	637	42	1100
MUMBAI	600	850	750	1120	1000
PATNA	700	900	800	60	1400
PUNE	600	750	675	880	2700
RAIPUR	550	750	700	35	1100
RANCHI	875	990	950	220	1100
SHIMLA	1000	1200	1100	12	1500
SRINAGAR	930	1000	970	200	1500
TRIVENDRUM	900	1050	1000	60	1500

(Source: NHB)

### Disclaimer

The information contained in this document has been compiled by Agriwatch from sources believed to be reliable, such as NHB, Agmarknet, etc. and directly from traders in mandis. However, users of this data are requested to use the information with due caution and crosscheck with other sources. This document is not, and should not be construed as an offer to sell or buy any commodities. This document may not be reproduced, distributed or published without the express consent of SFAC



**SFAC**  
लघु कृषक  
कृषि व्यापार संघ

Small Farmers'  
Agribusiness  
Consortium



**AGRIWATCH**