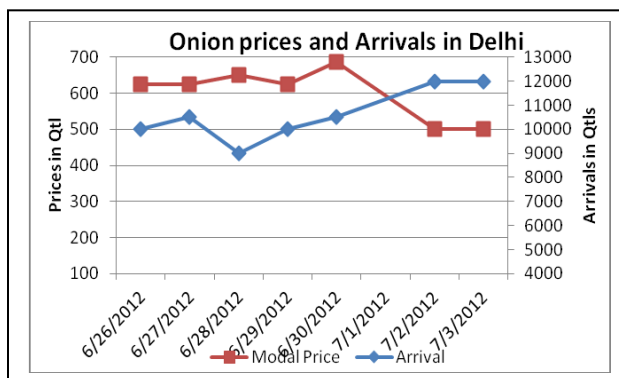
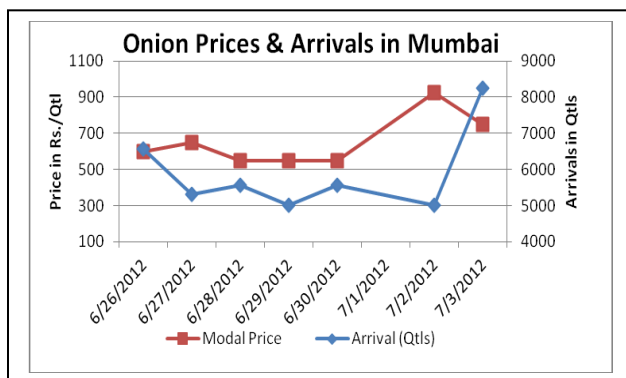
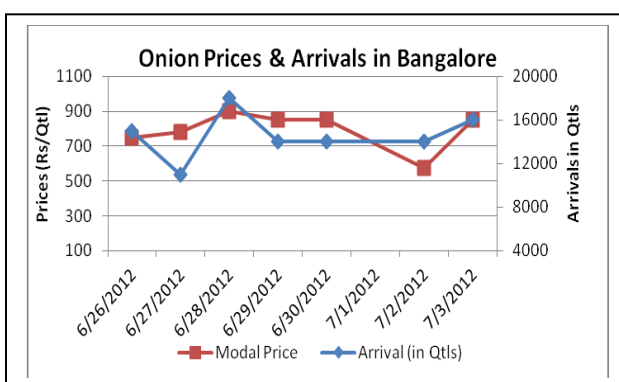
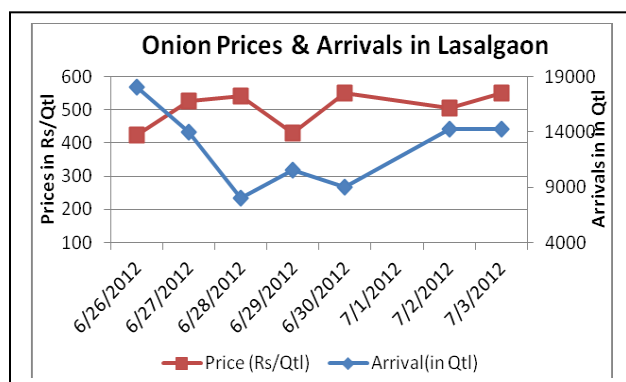


## Onion Fundamentals:

- Last Friday, Govt has extended the export on onion without any MEP. In first week of May 2012, govt had scrapped the MEP of \$ 125/ton for two months to boost onion exports amid good production of Rabi onion from Maharashtra and Gujarat.
- After this decision prices are expected to rise further as kharif sowing is already delayed due to deficit rain fall and availability of onion in Pakistan is less due to crop damage last year. So export demand from India is expected to increase further.
- In Karnataka due to late arrival of monsoon, traders are expecting increase in prices. As per the trader early kharif sowing in Karnataka has already delayed by 60% compared to last year.
- In Andhra Pradesh sowing has already delayed because of late arrival of monsoon. As per the trader till now 20% of Kharif sowing is completed and further delay will increase the prices.

## Onion Prices & Arrivals in Producing & Consumption Centers



(Source: AGRIWATCH)

## Onion Prices & Arrivals in Major Mandis as on 3/07/2012

Mandi	Lasalgaon	Piplagaon	Pune	Mumbai	Indore	Bangalore	Belgaun
Price (in Qtl)	100-711	550-600	600-800	550-850	400-600	750-950	500-950
Arrivals (in Qtl)	14230	16000	6000	8250	7500	16000	2500

## Onion Prices & Arrivals in Major Mandis as on 2/07/2012

Mandi	Lasalgaon	Piplagaon	Pune	Mumbai	Indore	Bangalore	Belgaun
Price (in Qtl)	100-711	550-600	600-800	900-950	480	400-750	500-950
Arrivals (in Qtl)	14230	16000	6000	5000	30000	7000	2500

(Source: AGRIWATCH)

## Onion Prices in major markets – Mandi vs. Retail as on 3<sup>rd</sup> July 2012

Centre Name	Min. Price (Rs/Qtl)	Max. Price (Rs/Qtl)	Model. Price (Rs/Qtl)	Arrival (MT.)	Retail. Price (Rs/Qtl)
ABOHAR	420	640	530	130	1000
AGRA	430	560	495	125	1000
AMRITSAR	750	925	850	160	1200
BARAUT	1200	1300	1250	7	1600
BHOPAL	500	700	600	80	750
CHANDIGARH	600	700	650	80	1000
CHENNAI	900	1100	1000	450	1500
GANGATOK	1200	1500	1400	2	1650
GUWAHATI	1100	1300	1200	120	1600
JAMMU	800	900	850	180	1300
LASALGAON	450	550	520	270	750
LUCKNOW	600	700	650	45	1000
NAGPUR	500	650	575	300	1000
NASIK	450	550	520	270	750
PATNA	700	900	800	150	1400
PIMALGAON	400	500	460	265	700
PUNE	700	800	750	875	900
RAIPUR	600	750	700	32	1100
RANCHI	860	980	925	240	1100
SHIMLA	1050	1200	1100	14	1500
SRINAGAR	950	1000	980	140	1500
SURAT	600	700	650	180	1100
TRIVENDRUM	950	1050	1000	50	1500

(Source: NHB)

### Disclaimer

The information contained in this document has been compiled by Agriwatch from sources believed to be reliable, such as NHB, Agmarknet, etc. and directly from traders in mandis. However, users of this data are requested to use the information with due caution and crosscheck with other sources. This document is not, and should not be construed as an offer to sell or buy any commodities. This document may not be reproduced, distributed or published without the express consent of SFAC