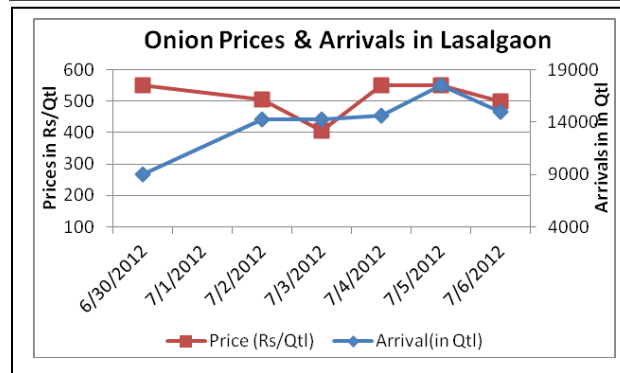
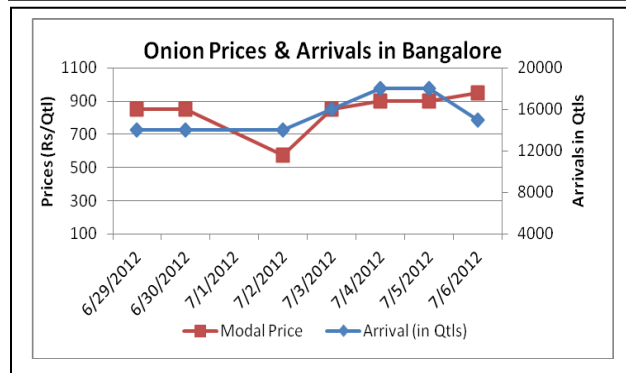
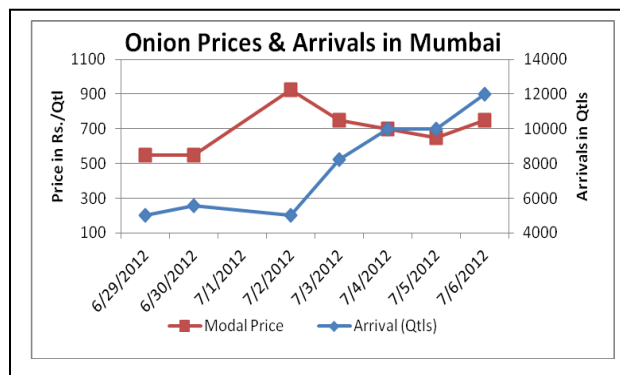
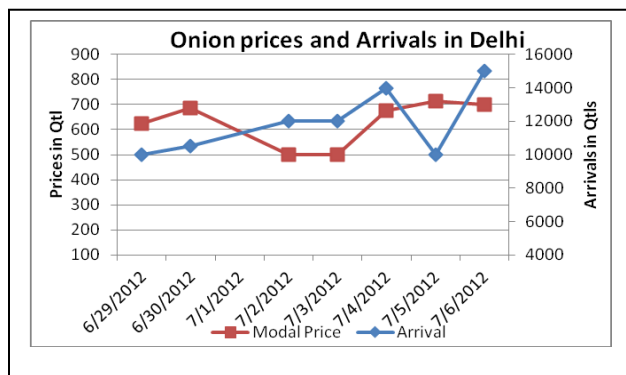


7 July 2012

Onion Fundamentals:

- In Bhubaneswar, wholesale prices of onion are trading in the range of Rs800-1000/Qtl because of the high transportation cost as onion mainly comes from Karnataka and Maharashtra. As per the trader prices are increasing as many traders have started hoarding the onion.
- In Lasalgaon market arrivals in last week has decreased by 10-15%. According to trader, since MEP has been removed and monsoon has arrived, the prices are likely to cross Rs800/Qtl in this month.
- Meanwhile, retail prices are hovering in between Rs. 700-1700/Qtl. The highest prices of Rs. 1700/Qtl was recorded in Guwahati, Trivendrum and Gangtok.
- In Bangalore 15% of onion is coming from local region (Bijapur) whereas 85% is coming from Maharashtra. As per the trader onion from Maharashtra is fetching higher prices of Rs 850-900/Qtl. Traders expecting the prices to reach Rs 1100/Qtl in Bangalore in this month.

Onion Prices & Arrivals in Producing & Consumption Centers



(Source: AGRIWATCH)

Onion Prices & Arrivals in Major Mandis as on 6/07/2012

Mandi	Lasalgaon	Piplagaon	Pune	Mumbai	Indore	Bangalore	Belgaun
Price (in Qtl)	350-650	550-600	600-700	600-900	300-600	900-1000	400-925
Arrivals (in Qtl)	15000	25000	4000	12000	12000	15000	3500

Onion Prices & Arrivals in Major Mandis as on 5/07/2012

Mandi	Lasalgaon	Piplagaon	Pune	Mumbai	Indore	Bangalore	Belgaun
Price (in Qtl)	151-676	550-600	500-700	500-800	300-650	800-1000	400-925
Arrivals (in Qtl)	17540	22000	5000	10000	15000	18000	3500

(Source: AGRIWATCH)

7 July 2012

Onion Prices in major markets – Mandi vs. Retail as on 6th July 2012

Centre Name	Min Price (Rs/Qtl)	Max Price (Rs/Qtl)	Avg Price (Rs/Qtl)	Arrivals (MT)	Retail Price (Rs/Qtl)
ABOHAR	520	680	600	118	1200
AGRA	475	530	505	110	1000
AHMEDABAD	400	650	525	227	900
AMRITSAR	700	800	750	180	1200
BARAUT	1200	1300	1250	6	1600
CHANDIGARH	750	850	800	80	1000
CHENNAI	900	1100	1000	440	1500
DELHI	700	800	750	1570	1500
GANGATOK	1200	1600	1400	3	1700
GUWAHATI	1200	1300	1250	110	1700
JAIPUR	650	750	705	290	1100
JAMMU	800	900	850	200	1200
KANPUR	450	650	550	720	1200
KOLKATA	850	950	900	904	1400
LASALGAON	400	500	460	270	700
LUCKNOW	700	800	750	36	1100
NAGPUR	650	750	700	320	1200
NASIK	450	550	520	270	750
PATNA	700	900	800	150	1400
PIMALGAON	450	550	520	260	750
PUNE	700	750	730	754	900
RAIPUR	600	750	650	33	1200
RANCHI	850	950	880	235	1100
SHIMLA	1000	1300	1200	15	1500
SRINAGAR	950	1050	1000	180	1500
SURAT	600	700	650	200	1000
TRIVENDRUM	1000	1100	1050	45	1600

(Source: NHB)

Disclaimer

The information contained in this document has been compiled by Agriwatch from sources believed to be reliable, such as NHB, Agmarknet, etc. and directly from traders in mandis. However, users of this data are requested to use the information with due caution and crosscheck with other sources. This document is not, and should not be construed as an offer to sell or buy any commodities. This document may not be reproduced, distributed or published without the express consent of SFAC