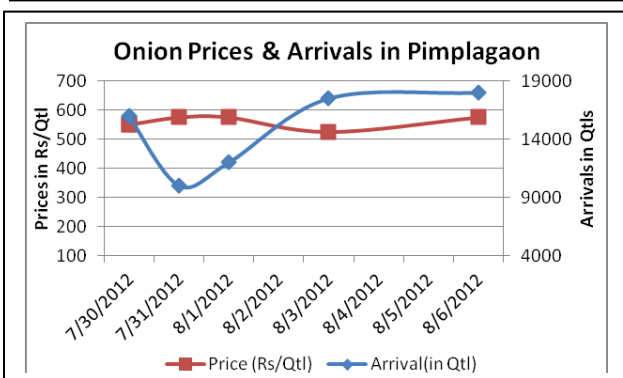
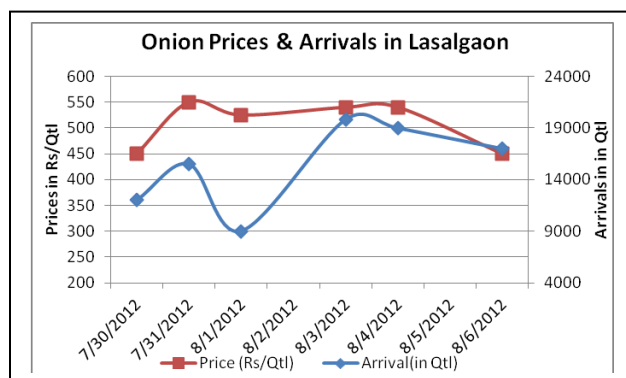
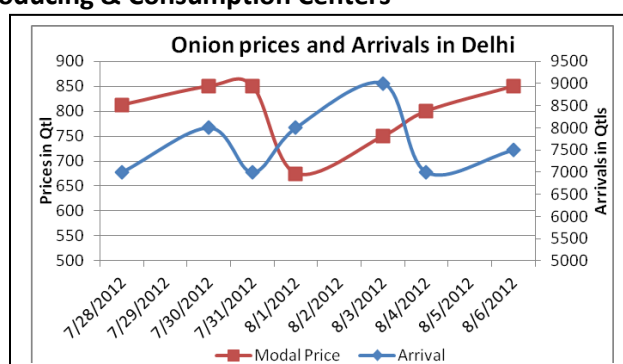
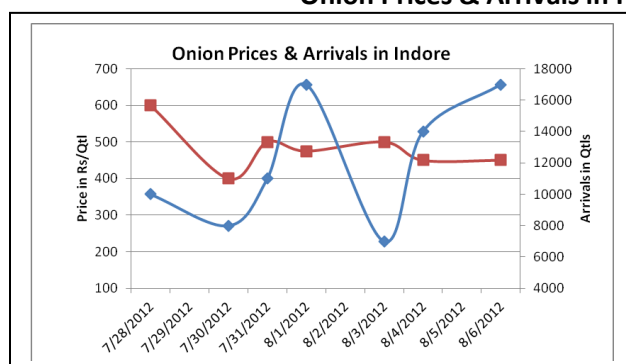


## Onion Fundamentals:

- Late arrival monsoon has its impact over onion cultivation with major producing regions in Maharashtra, Rajasthan and Gujarat witnessing drop in sowing area almost by half. Decline in area would affect supply of onion during October-December period and could trigger its price rise in the domestic market. Continuous rains now would improve the situation as this could help in sowing of late Kharif onion which would be harvested in December.
- In Lasalgaon and Pimplagaon, prices are steady from last few days. As per trader prices are likely to increase because it's raining in Nasik, Ahmednagar and Pune which may lead to decrease in arrival in Mandis.
- Meanwhile in Lasalgaon and Pimplagaon prices are hovering in the range of Rs 500/quintal to 600/quintal from last few days.
- Retail prices in most of the cities are hovering in the range of Rs.1000- 1500/Qtl.

## Onion Prices & Arrivals in Producing & Consumption Centers



(Source: AGRIWATCH)

## Onion Prices & Arrivals in Major Mandis as on 6/08/2012

Mandi	Lasalgaon	Pimplagaon	Pune	Mumbai	Indore	Bangalore	Belgaum
Price (in Qtl)	200-700	550-600	600-700	650-850	300-600	800-900	300-850
Arrivals (in Qtl)	17000	18000	3000	10300	17000	10000	4000

## Onion Prices & Arrivals in Major Mandis as on 4/08/2012

Mandi	Lasalgaon	Pimplagaon	Pune	Mumbai	Indore	Bangalore	Belgaum
Price (in Qtl)	190-678	-	-	640-850	300-600	800-900	300-850
Arrivals (in Qtl)	19000	-	-	10250	14000	7000	4000

\*Pimplagaon and Pune market remain closed on Saturday

(Source: AGRIWATCH)

Onion Prices in major markets – Mandi vs. Retail as on 6<sup>th</sup> August 2012

Centre Name	Min. Price (Rs/Qtl)	Max. Price (Rs/Qtl)	Model Price (Rs/Qtl)	Arrival (MT.)	Retail Price (Rs/Qtl)
ABOHAR	540	720	630	125	1000
AGRA	440	560	500	90	1000
AHMEDABAD	500	700	600	241	900
AMRITSAR	600	850	800	175	1200
BANGALORE	700	900	800	1100	1300
BARAUT	900	1000	950	3	1400
CHANDIGARH	800	900	850	70	1400
CHENNAI	1000	1200	1100	460	1600
DEHRADUN	832	925	900	27	1500
DELHI	750	925	837	426	1500
GANGATOK	1200	1600	1400	2	1700
GUWAHATI	1200	1300	1250	110	1800
HYDERABAD	600	800	700	49	1000
JAIPUR	650	750	705	363	1200
JAMMU	900	1000	950	120	1400
KANPUR	550	750	650	450	1500
LUCKNOW	700	900	800	40	1200
MUMBAI	650	850	750	1030	1200
NAGPUR	550	700	625	200	1000
PATNA	750	850	800	120	1400
PUNE	650	800	730	502	1000
RAIPUR	600	725	700	35	1200
RANCHI	1050	1320	1300	25	2200
SHIMLA	900	1100	1000	16	1500
SRINAGAR	1050	1150	1100	120	1500
SURAT	500	700	600	200	1200
TRIVENDRUM	1000	1100	1050	55	1500

(Source: NH)

## Disclaimer

The information contained in this document has been compiled by Agriwatch from sources believed to be reliable, such as NHB, Agmarknet, etc. and directly from traders in mandis. However, users of this data are requested to use the information with due caution and crosscheck with other sources. This document is not, and should not be construed as an offer to sell or buy any commodities. This document may not be reproduced, distributed or published without the express consent of SFAC