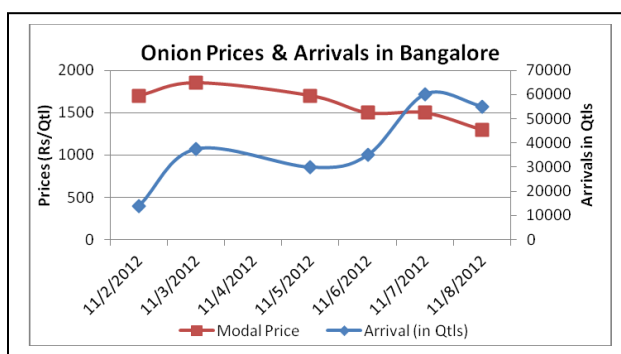
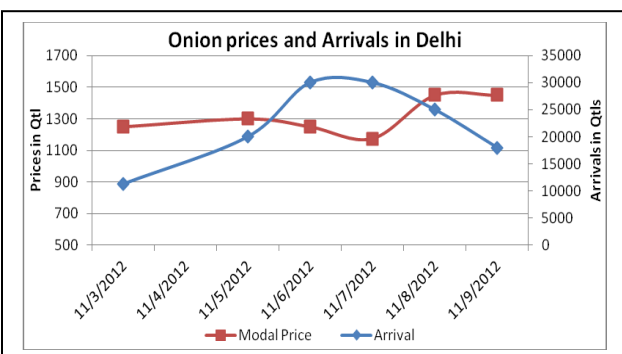
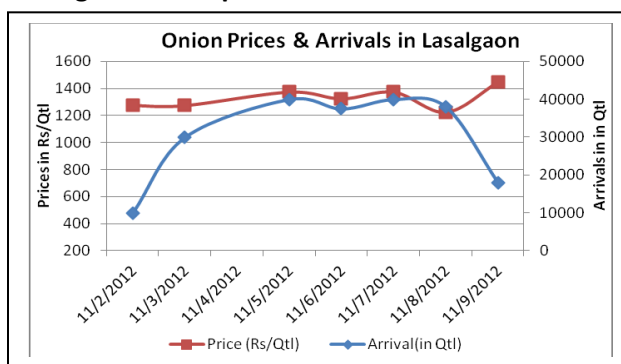
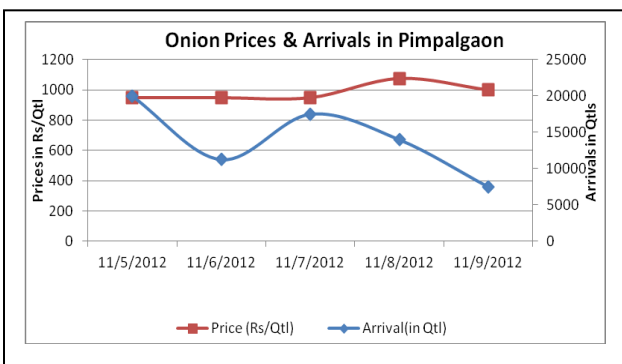


Onion Fundamentals:

- Most of the Maharashtra market remains closed on Saturday, being last working day of the week.
- Fresh onion arrivals from Indore has started and prices are trading in the range of Rs. 300-900/Qtl
- Kharif onion arrivals in different market are expected to increase after Diwali holidays.
- In Hyderabad, onion is arriving in market from Bangalore and Maharashtra which are contributing 70% and 30% to the total arrival. According to trade sources, fresh onion from Bagalkot (Karnataka) is able to fetch Rs 1150/ quintal.
- In Belgaum (Karnataka) local produced is expected to last for next couple of weeks. Prices are hovering in the range of Rs 1000 to Rs1100/ quintal and expected to increase further.
- Meanwhile in retail market, prices are hovering in the range of Rs 1400 to Rs 2400 / quintal. Maximum prices were seen in Chennai at Rs 2400/ quintal.

Onion Prices & Arrivals in Producing & Consumption Centers



(Source: AGRIWATCH)

Onion Prices & Arrivals in Major Mandis as on 10/11/2012

Mandi	Lasalgaon	Pimpalgaon	Pune	Mumbai	Indore	Bangalore	Belgaum
Price (in Qtl)	-	-	-	900-1300	300-900	1200-1400	500-1000
Arrivals (in Qtl)	-	-	-	10550	30000	65000	7500

Onion Prices & Arrivals in Major Mandis as on 9/11/2012

Mandi	Lasalgaon	Pimpalgaon	Pune	Mumbai	Indore	Bangalore	Belgaum
Price (in Qtl)	1250-1300	900-1100	1100-1250	900-1300	300-1100	1200-1400	-
Arrivals (in Qtl)	26000	7500	8000	10550	48000	55000	-

(Source: AGRIWATCH)

Onion Prices in major markets – Mandi vs. Retail as on 10th November 2012:

S.No.	Centre Name	Min Price (Rs/Qtl)	Max Price (Rs/Qtl)	Avg Price (Rs/Qtl)	Arrivals (MT)	Retail Price (Rs/Qtl)
1	AGRA	800	940	870	140	1400
2	AHMEDABAD	500	1350	925	190	1600
3	BARAUT	900	1000	950	2	1400
4	BHOPAL	800	900	850	42	1000
5	BHUBANESHWAR	1600	1700	1650	200	1900
6	CHANDIGARH	1050	1150	1100	70	1800
7	CHENNAI	1800	2000	1900	480	2400
8	GANGATOK	1300	1500	1400	3	2500
9	GUWAHATI	1600	1700	1650	110	2200
10	JAIPUR	1300	1400	1360	356	1800
11	JAMMU	1400	1600	1500	90	2000
12	KOLKATA	1175	1625	1400	160	2000
13	LUCKNOW	1000	1200	1100	36	1600
14	NAGPUR	1250	1375	1313	240	1800
15	PATNA	1000	1450	1225	150	1900
16	RAIPUR	950	1300	1250	40	1800
17	RANCHI	1200	1500	1400	240	1800
18	SHIMLA	1500	1700	1600	15	2000

(Source: NHB)

Disclaimer

The information contained in this document has been compiled by Agriwatch from sources believed to be reliable, such as NHB, Agmarknet, etc. and directly from traders in mandis. However, users of this data are requested to use the information with due caution and crosscheck with other sources. This document is not, and should not be construed as an offer to sell or buy any commodities. This document may not be reproduced, distributed or published without the express consent of SFAC