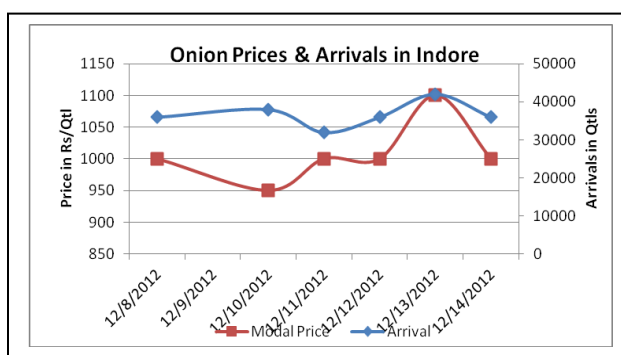
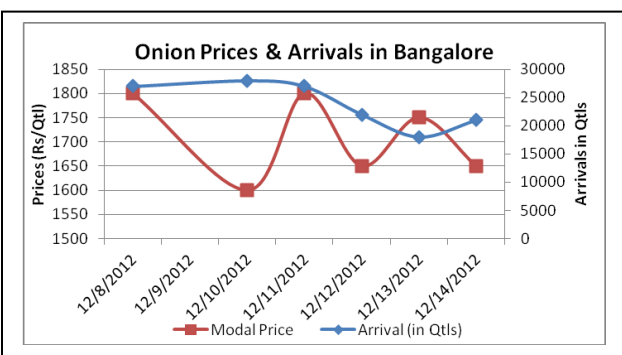
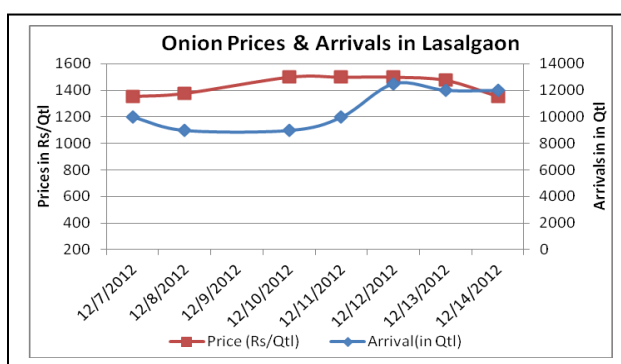
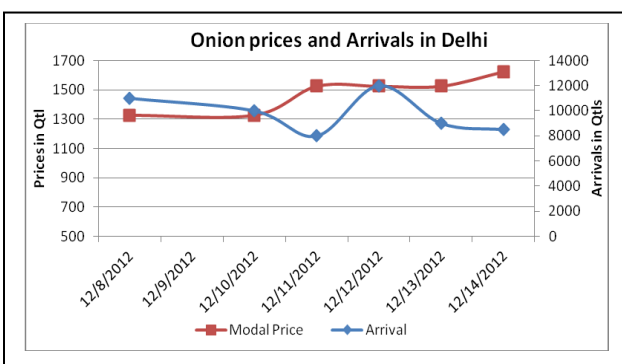


Onion Fundamentals:

- According to news sources, export demand has picked up as Malaysian buyers who had struck a deal with Pakistan sellers turned to India because of Strike at Karachi port few days back.
- Export demand is mainly coming from Srilanka, Malaysia and Indonesia. According to trade sources, on a weekly basis approximately 3500-4000 tons of onion is being exported to these countries from Nasik region. Prices are being fetched in the range of RS 1300/quintal to Rs 1400/ quintal.
- According to NHRDF, in M.P onion nursery is prepared for rabi crop and it is expected that transplanting may start from last week of December.
- Harvesting of kharif crop in Karnataka and Andhra Pradesh is still continued and expected to continue till end of December. Harvesting of kharif crop in Rajasthan has already started and arrivals are in full swing from Alwar to Delhi markets.

Onion Prices & Arrivals in Producing & Consumption Centers



(Source: AGRIWATCH)

Onion Prices & Arrivals in Major Mandis as on 14/12/2012

Mandi	Lasalgaon	Pimpalgaon	Pune	Mumbai	Indore	Bangalore	Belgaum
Price (in Qtl)	1300-1400	1250-1350	1500-1600	-	500-1500	1400-1900	Closed
Arrivals (in Qtl)	12000	30000	6000	-	36000	21000	Closed

Onion Prices & Arrivals in Major Mandis as on 13/12/2012

Mandi	Lasalgaon	Pimpalgaon	Pune	Mumbai	Indore	Bangalore	Belgaum
Price (in Qtl)	1450-1500	Closed	1500-1600	1000-1600	700-1500	1500-2000	800-1900
Arrivals (in Qtl)	12000	Closed	6000	6950	42000	18000	6000

(Source: AGRIWATCH)

Onion Prices in major markets – Mandi vs. Retail as on 11th December 2012

Centre Name	Min. Price (Rs/Qtl)	Max. Price (Rs/Qtl)	Modal Price (Rs/Qtl)	Arrival (MT.)	Retail Price (Rs/Qtl)
	1800	2000	1910	90	2200
AGRA	600	800	700	128	1200
AHMEDABAD	650	1400	1025	256	1600
AMRITSAR	750	900	850	170	1500
BANGALORE	1200	1400	1300	3500	1800
BARAUT	1000	1100	1050	2	1400
BHOPAL	750	850	800	60	900
CHANDIGARH	950	1100	1025	60	2000
CHENNAI	1800	2000	1900	450	2400
DEHRADUN	1232	1388	1375	30	2000
DELHI	625	1625	1125	330	2000
GANGATOK	1500	1700	1600	4	2200
GUWAHATI	1550	1650	1600	100	2000
HYDERABAD	700	900	800	140	1300
JAIPUR	1200	1300	1260	110	1600
JAMMU	1400	1600	1500	82	2000
KOLKATA	1000	1750	1375	3264	2000
LUCKNOW	1050	1250	1150	30	1700
MUMBAI	1000	1400	1200	1540	2000
NAGPUR	1250	1375	1313	260	1800
NASIK	1100	1300	1210	70	1500
PATNA	1000	1100	1050	165	1800
PIMALGAON	1150	1250	1210	80	1450
RAIPUR	950	1300	1260	39	1800
RANCHI	1175	1500	1380	250	1800
SHIMLA	1600	1800	1700	14	2000
SRINAGAR	1250	1500	1400	100	2000
SURAT	1200	1300	1250	240	2000
TRIVANDRUM	1600	1800	1700	30	2200

(Source: NHB)

Disclaimer

The information contained in this document has been compiled by Agriwatch from sources believed to be reliable, such as NHB, Agmarknet, etc. and directly from traders in mandis. However, users of this data are requested to use the information with due caution and crosscheck with other sources. This document is not, and should not be construed as an offer to sell or buy any commodities. This document may not be reproduced, distributed or published without the express consent of SFAC