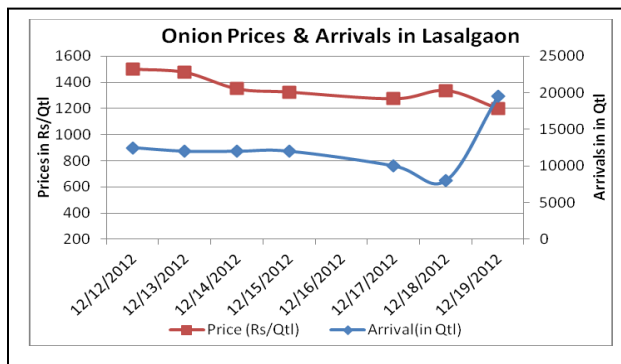
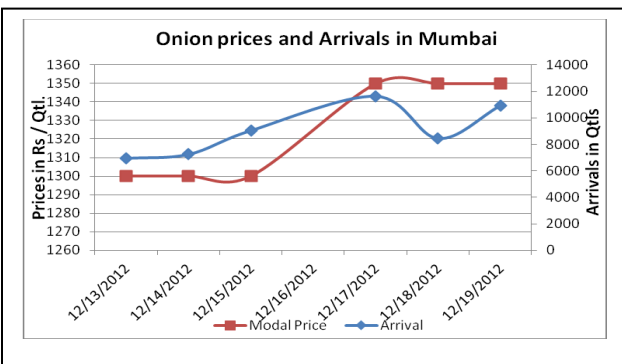
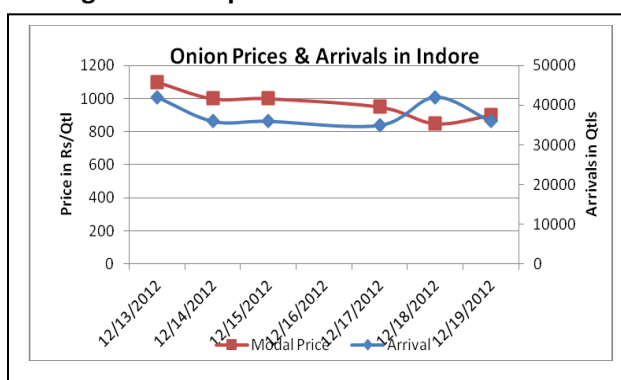
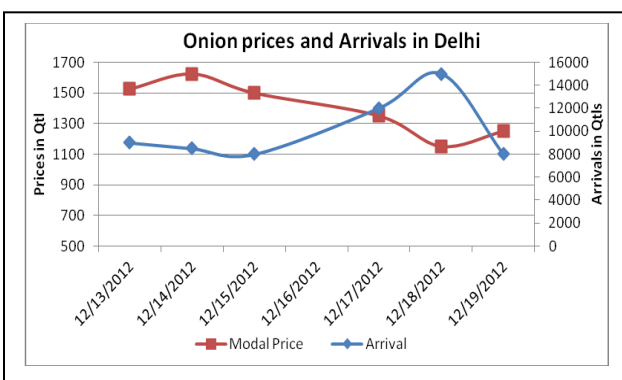


Onion Fundamentals:

- According to trade sources, approximately 2500-3000 ton of onion is being transferred to Dubai, Singapore and Malaysia on a weekly basis.
- In Delhi onion is coming from Khairthal (Rajasthan), Kolhapur (Maharashtra) and Nasik region. According to trade sources, Khairthal and Kolhapur onion are fetching maximum prices among all.
- According to trade sources, karvesting of kharif crop in Karnataka and Andhra Pradesh is still continued and expected to continue till end of December.
- The harvesting of kharif onion in northern states like Punjab, U.P., Bihar and also in West Bengal is expected to be started in few days.

Onion Prices & Arrivals in Producing & Consumption Centers



(Source: AGRIWATCH)

Onion Prices & Arrivals in Major Mandis as on 19/12/2012

Mandi	Lasalgaon	Pimpalgaon	Pune	Mumbai	Indore	Bangalore	Belgaum
Price (in Qtl)	1000-1400	1000-1150	1200-1300	1100-1600	500-1300	1400-1800	900-1900
Arrivals (in Qtl)	19500	25000	7000	10950	36000	21000	5000

Onion Prices & Arrivals in Major Mandis as on 18/12/2012

Mandi	Lasalgaon	Pimpalgaon	Pune	Mumbai	Indore	Bangalore	Belgaum
Price (in Qtl)	900-1281	1000-1100	1300-1400	1100-1600	500-1200	1400-1800	1000-1900
Arrivals (in Qtl)	16500	31000	5500	8450	42000	22000	4000

(Source: AGRIWATCH)

Onion Prices in major markets – Wholesale vs. Retail as on 19th December 2012

Centre	Wholesale Prices (Rs/ qtl)	Retail Price (Rs/ kg)	Centre	Wholesale Prices (Rs/ qtl)	Retail Price (Rs/ kg)
NORTH ZONE		NR	EAST ZONE		
CHANDIGARH	1300	14	PATNA	NR	NR
DELHI	1000	20	BHAGALPUR	NR	NR
HISAR	NR	NR	RANCHI	NR	22
KARNAL	NR	NR	BHUBANESHWAR	1850	22
SHIMLA	1800	22	CUTTACK	1850	22
MANDI	NR	NR	SAMBALPUR	1700	20
SRINAGAR	NR	NR	KOLKATA	1600	22
JAMMU	1700	22	SILIGURI	NR	NR
AMRITSAR	1700	21	NORTH-EAST ZONE		
LUDHIANA	NR	NR	ITANAGAR	NR	NR
BATHINDA	NR	NR	GUWAHATI	1800	24
LUCKNOW	1200	15	SHILLONG	NR	NR
KANPUR	1400	16	AIZWAL	NR	30
VARANASI	1800	20	DIMAPUR	NR	NR
AGRA	1300	15	AGARTALA	2300	28
DEHRADUN	NR	NR	SOUTH ZONE		
WEST ZONE			PORT BLAIR	NR	NR
RAIPUR	1300	15	HYDERABAD	1700	19
PANAJI	NR	NR	VIJAYWADA	1733	19
AHMEDABAD	800	12	BENGALURU	1900	21
RAJKOT	1325	15	DHARWAD	1900	21
BHOPAL	1000	12	T.PURAM	NR	NR
INDORE	925	14	ERNAKULAM	NR	NR
GWALIOR	NR	NR	KOZHIKODE	NR	NR
JABALPUR	NR	8	PUDUCHERRY	2000	22
MUMBAI	1350	19	CHENNAI	1800	22
NAGPUR	933	20	DINDIGUL	1700	20
					20
JAIPUR	1000	18	THIRUCHIRAPALLI	1800	

(Source: State Civil Supplies Dept)

Disclaimer

The information contained in this document has been compiled by Agriwatch from sources believed to be reliable, such as NHB, Agmarknet, etc. and directly from traders in mandis. However, users of this data are requested to use the information with due caution and crosscheck with other sources. This document is not, and should not be construed as an offer to sell or buy any commodities. This document may not be reproduced, distributed or published without the express consent of SFAC