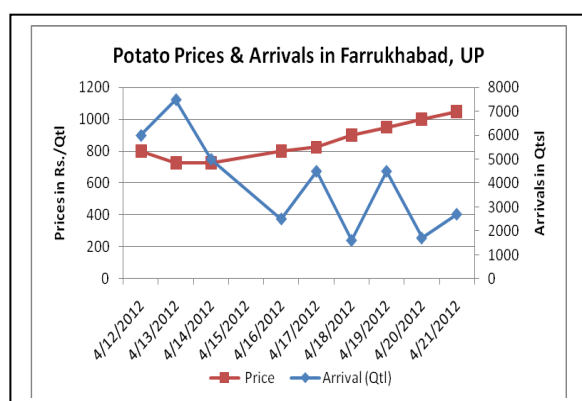


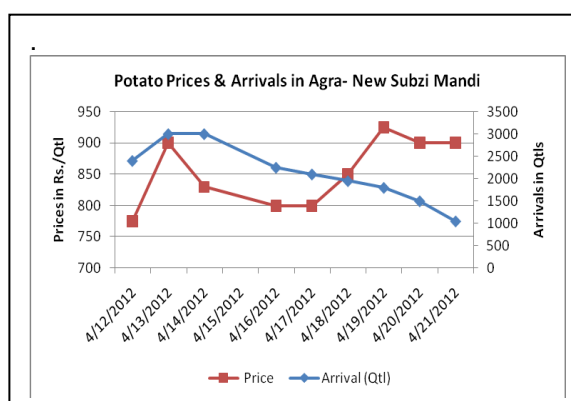
Potato Fundamentals:

- Potato prices closed down by 10-20/Qtl on Futures Exchanges with decrease in Open Interest indicating squaring off of buy positions in near month contracts. However, in far month contracts short build is seen as market participants are expecting further down in prices in short term.
- Sales from Khandauli regions of Agra have increased as visible in below table.
- As per trade sources, demand are slowed down at such high prices and supply is increased.
- However, the retail prices are hovering between Rs. 1000 to Rs 2400/Qtl. The highest retail price of Rs. 2400/Qtl was recorded in Trivandrum followed by Rs. 2000/Qtl in Shimla and Gangtok. In Bhopal, least potato prices were recorded.
- As per trader's estimate, in west Bengal, cold stores are filled up to 80-83% of their capacities. There are 450-500 cold stores for potato in W Bengal with approximately 65 lakh tons storage capacities.

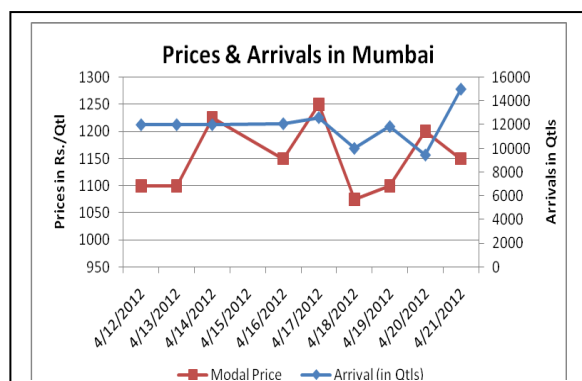
Price & Arrivals Chart of Potato in Farrukhabad



Prices & Arrivals Chart of Potato in Agra



(Source: Agriwatch)



Outlook

Prices in near term are likely to reduce due to lower off-take at such higher prices

Potato Prices & Arrivals in UP Mandis as on 23/04/2012

Mandi	Agra	Khandauli	Aligarh	Khair	Shikohabad	Sirsaganj	Farrukhabad
Price (in Qtl)	900-1000	1000-1080	800-900	850-1000	960-1000	1100-1200	900-1100
Arrivals (in Qtl)	750	10500	250	NA	75	NA	1300

(Source: Agriwatch)

Potato Prices & Arrivals in UP Mandis as on 21/04/2012

Mandi	Agra	Khandauli	Aligarh	Khair	Shikohabad	Sirsaganj	Farrukhabad
Price (in Qtl)	800-1000	1000-1100	800-950	850-1000	950-1050	1000-1100	1000-1100
Arrivals (in Qtl)	1050	9000	250	NA	NA	50	2700

Technical Analysis- MCX Potato May Contract as on 24th April, 2012



As visible in above chart, May future at MCX is closed at 1064 down by Rs 12. The prices are trading below its 4-day, 9-day and 18-day Exponential Moving Averages which suggests bearishness in market. Prices could find next support at 1040-50 level. Breach of these levels with good volumes could take prices further down to Rs 1000/Qtl as the trading range of 1050-1150 will be broken.

Potato Futures Market Analysis- MCX & NCDEX as on 24th April 2012

Symbol	Exchange	Delivery Center	Expiry Date	Today's Close Price	Prev Close Price	Net Change	Today's Open Interest	Previous Day Open Interest	Change
POTATO	MCX	Agra	15-May-12	1063.9	1076.5	-12.6	22170	24030	-1860
POTATO	MCX	Agra	15-Jun-12	1126	1140.5	-14.5	25560	26190	-630
POTATO	MCX	Agra	14-Jul-12	1182.5	1197.7	-15.2	6360	5850	510
POTATOTRWR	MCX	Tarkeshwar	15-May-12	897.3	900.8	-3.5	10500	11580	-1080
POTATOTRWR	MCX	Tarkeshwar	15-Jun-12	955.1	958.1	-3	13230	12330	900
POTATOTRWR	MCX	Tarkeshwar	14-Jul-12	1001	993.3	7.7	1740	1350	390
Total							79560	81330	-1770

Symbol	Exchange	Delivery Center	Expiry Date	Today's Close Price	Prev Close Price	Net Change	Today's Open Interest	Previous Day Open Interest	Change
POTATO	NCDEX	Agra	18-May-12	986	996.4	-10.4	7905	7860	45
POTATO	NCDEX	Agra	20-Jun-12	1036	1050.4	-14.4	5265	5235	30
POTATO	NCDEX	Agra	20-Jul-12	1109.9	1131.2	-21.3	1575	1590	-15
Total							14745	14685	60

Potato Prices of Fresh Variety – Mandi vs. Retail as on 23 April 2012

S. No.	Centre Name	Mandi Min Price (Rs/Qtl)	Mandi Max Price (Rs/Qtl)	Mandi Avg. Price (Rs/Qtl)	Arrival (MT.)	Retail Price (Rs/Qtl)
1	ABOHAR	850	1140	950	95	1500
2	AGRA	730	860	790	150	1400
3	AHMEDABAD	800	1100	900	327	1300
4	AMRITSAR	680	780	720	30	1200
5	BARAUT	1000	1100	1050	19	1300
6	BHOPAL	600	800	700	140	1000
7	CHANDIGARH	938	1000	969	70	1500
8	CHENNAI	1400	1600	1500	220	2000
9	DEHRADUN	850	960	900	77	1500
10	GANGATOK	800	1000	900	5	1100
11	GUWAHATI	850	950	900	240	1200
12	HYDERABAD	800	1200	1000	162	1500
13	JAIPUR	800	900	860	330	1400
14	JAMMU	1000	1100	1050	70	1400
15	KOLKATA	970	1000	985	387	1200
16	LUCKNOW	800	900	850	32	1200
17	MUMBAI	1000	1250	1150	1368	1200
19	NAGPUR	750	1050	900	240	1400
20	PATNA	850	950	900	50	1300
21	PUNE	1000	1400	1200	446	1500
22	RAIPUR	950	1100	1050	30	1500
24	RANCHI	710	900	750	215	1200
25	SHIMLA	1575	1650	1625	22	2000
26	SRINAGAR	980	1100	1050	1500	1500
27	SURAT	1000	1200	1100	180	1800
28	TRIVENDRUM	1600	1800	1700	20	2400

(Source: NHB)

Disclaimer

The information contained in this document has been compiled by Agriwatch from sources believed to be reliable, such as NHB, Agmarknet, etc. and directly from traders in mandis. However, users of this data are requested to use the information with due caution and crosscheck with other sources. This document is not, and should not be construed as an offer to sell or buy any commodities. This document may not be reproduced, distributed or published without the express consent of SFAC



SFAC
लघु कृषक
कृषि व्यापार संघ

Small Farmers'
Agribusiness
Consortium



AGRIWATCH