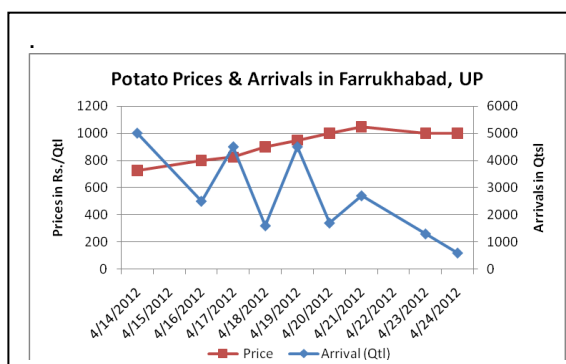


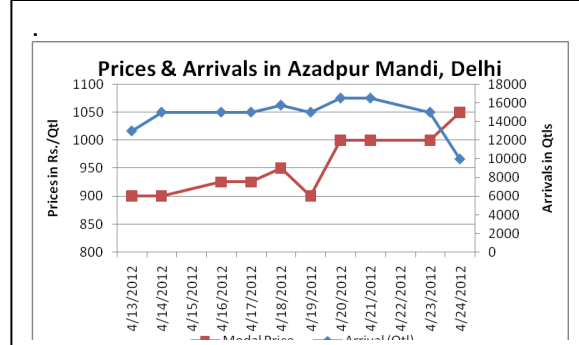
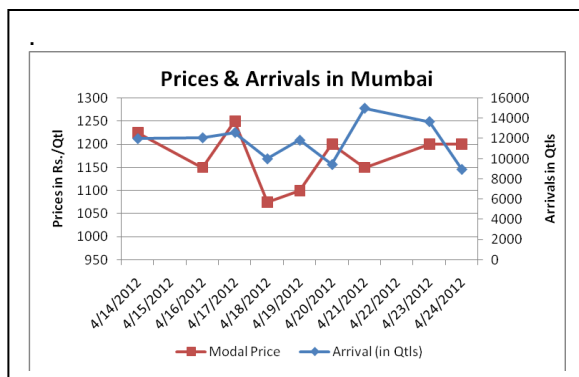
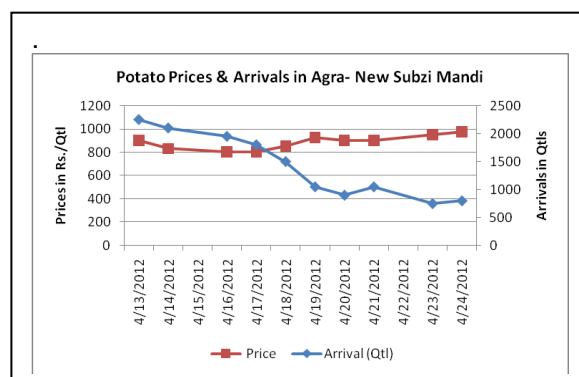
Potato Fundamentals:

- In Bangalore market, local arrivals from Hassan region will continue for next 15-20 days. Later on, demand from Agra regions will start. At present, demand for Agra side potato is less due to higher prices.
- Sales from cold store in Khandauli regions of Agra have increased as visible in below table.
- As per trade sources, demand are slowed down at such high prices.
- The retail prices are hovering between Rs. 1000 to Rs 2400/Qtl. The highest retail price of Rs. 2400/Qtl was recorded in Trivandrum followed by Rs. 2000/Qtl in Shimla and Gangtok. In Bhopal, least potato prices were recorded.
- As per trader's estimate, in west Bengal, cold stores are filled up to 80-83% of their capacities. There are 450-500 cold stores for potato in W Bengal with approximately 65 lakh tons storage capacities.

Price & Arrivals Chart of Potato in Farrukhabad



Prices & Arrivals Chart of Potato in Agra



Potato Prices & Arrivals in UP Mandis as on 24/04/2012

Mandi	Agra	Khandauli	Aligarh	Khair	Shikohabad	Sirsaganj	Farrukhabad
Price (in Qtl)	950-1000	1000-1100	800-850	900-1000	1000-1100	1000-1100	900-1100
Arrivals (in Qtl)	800	8000	500	950	-	60	600

Potato Prices & Arrivals in UP Mandis as on 23/04/2012

Mandi	Agra	Khandauli	Aligarh	Khair	Shikohabad	Sirsaganj	Farrukhabad
Price (in Qtl)	900-1000	1000-1080	800-900	850-1000	960-1000	1100-1200	900-1100
Arrivals (in Qtl)	750	10500	250	NA	75	NA	1300

(Source: Agriwatch)

Technical Analysis- MCX Potato May Contract as on 25th April, 2012



As visible in above chart, May future at MCX is closed at 1074 up by Rs 10. The prices are trading below its 4-day, 9-day and 18-day Exponential Moving Averages which suggests bearishness in market. Prices could find next support at 1040-50 level. On higher side resistance could be found near 1085 and 1100 levels.

Potato Futures Market Analysis- MCX & NCDEX as on 24th April 2012

Symbol	Exchange	Delivery Center	Expiry Date	Today's Close Price	Prev Close Price	Net Change	Today's Open Interest	Prev Day Open Interest	Change
POTATO	MCX	Agra	15-May-12	1074.2	1066.2	8	21630	22170	-540
POTATO	MCX	Agra	15-Jun-12	1130	1129.2	0.8	25290	25560	-270
POTATO	MCX	Agra	14-Jul-12	1180	1182.1	-2.1	6390	6360	30
POTATOTRWR	MCX	Tarkeshwar	15-May-12	892.5	898.5	-6	10230	10500	-270
POTATOTRWR	MCX	Tarkeshwar	15-Jun-12	955	956.3	-1.3	13320	13230	90
POTATOTRWR	MCX	Tarkeshwar	14-Jul-12	990.5	996.5	-6	1860	1740	120
Total							78720	79560	-840

Symbol	Exchange	Delivery Center	Expiry Date	Today's Close Price	Prev Close Price	Net Change	Today's Open Interest	Previous Day Open Interest	Change
POTATO	NCDEX	Agra	18-May-12	995	986.1	8.9	7635	7905	-270
POTATO	NCDEX	Agra	20-Jun-12	1035	1038.5	-3.5	5070	5265	-195
POTATO	NCDEX	Agra	20-Jul-12	1107	1104	3	1650	1575	75
Total							14355	14745	-390

Potato Prices of Fresh Variety – Mandi vs. Retail as on 24 April 2012

S. No.	Centre Name	Mandi Min Price (Rs/Qtl)	Mandi Max Price (Rs/Qtl)	Mandi Avg. Price (Rs/Qtl)	Arrival (MT.)	Retail Price (Rs/Qtl)
1	ABOHAR	950	1120	1035	105	1500
2	AGRA	800	900	850	130	1400
3	AHMEDABAD	850	1150	1000	289	1300
4	AMRITSAR	640	720	700	35	1000
5	BHOPAL	500	600	550	165	800
6	BHUBANESHWAR	900	1000	950	600	1300
7	CHANDIGARH	800	1000	900	75	1200
8	CHENNAI	1400	1600	1500	220	2000
9	GANGATOK	800	1000	900	5	1100
10	GUWAHATI	950	1050	1000	250	1200
11	JAIPUR	900	1000	955	288	1500
12	JAMMU	1000	1200	1100	63	1400
13	LUCKNOW	820	900	860	40	1200
14	MUMBAI	1050	1250	1200	896	1200
15	MUMBAI	1150	1250	1200	0	1500
16	NASIK	1100	1200	1160	80	1400
17	PATNA	850	950	900	60	1300
18	RAIPUR	900	1100	1000	34	1500
19	RAIPUR	1000	1100	1050	0	1500
20	RANCHI	700	885	850	210	1200
21	SHIMLA	1500	1600	1550	20	2000
22	SRINAGAR	1000	1100	1060	120	1500
23	SURAT	1100	1200	1150	160	1800

(Source: NHB)

Disclaimer

The information contained in this document has been compiled by Agriwatch from sources believed to be reliable, such as NHB, Agmarknet, etc. and directly from traders in mandis. However, users of this data are requested to use the information with due caution and crosscheck with other sources. This document is not, and should not be construed as an offer to sell or buy any commodities. This document may not be reproduced, distributed or published without the express consent of SFAC



SFAC
लघु कृषक
कृषि व्यापार संघ

Small Farmers'
Agribusiness
Consortium



AGRIWATCH