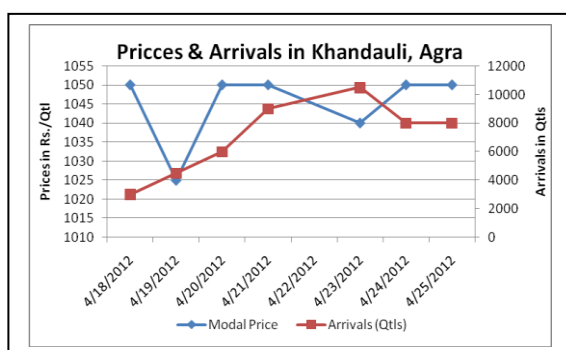


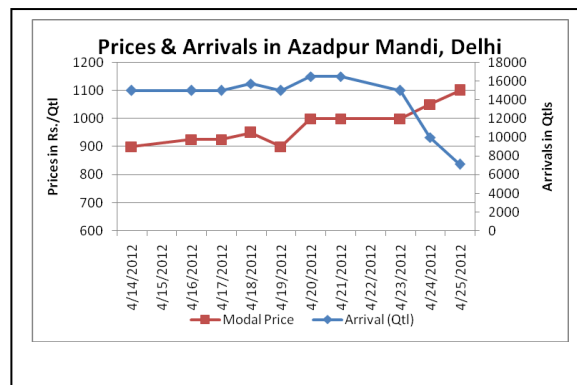
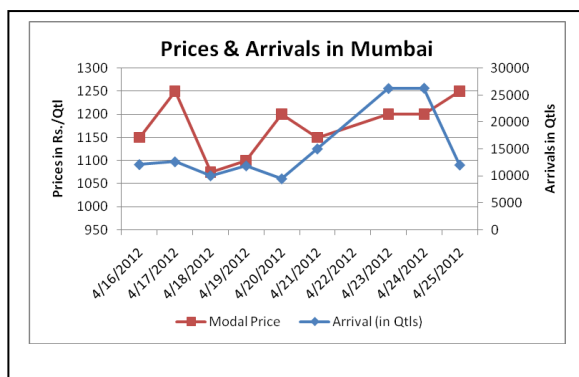
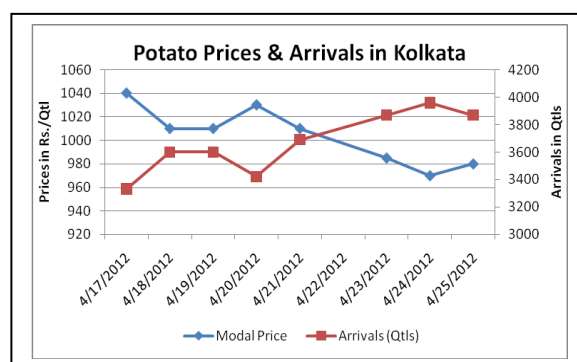
Potato Fundamentals:

- Lower arrivals is reported in metro cities from cold stores in UP.
- Around 80-90 trucks are loading from Khadauli region cold stores for different locations like Hubli, Mumbai, Belgaum. The truck loading is expected to increase further in near future as prices rise.
- Farmers and Stockist have become choosy and selling their potatoes slowly. They expect price will soon become 1200/Qtl ex-cold store in UP.
- In Bangalore market, local arrivals from Hassan region will continue for next 15-20 days. Later on, demand from Agra regions will start. At present, demand for Agra side potato is less due to higher prices.
- The retail prices are hovering between Rs. 1000 to Rs 2400/Qtl. The highest retail price of Rs. 2400/Qtl was recorded in Trivandrum followed by Rs. 2000/Qtl in Shimla and Gangtok. In Bhopal, least potato prices were recorded.

Prices & Arrivals of Potato in Khandauli, Agra



Prices & Arrivals of Potato in Kolkata



Potato Prices & Arrivals in UP Mandis as on 25/04/2012

Mandi	Agra	Khandauli	Aligarh	Khair	Shikhohabad	Sirsaganj	Farrukhabad
Price (in Qtl)	900-1000	1050-1050	850	1000-1100	1000-1100	1100-1200	900-1100
Arrivals (in Qtl)	400	8000	500	1050	-	-	1500

Potato Prices & Arrivals in UP Mandis as on 24/04/2012

Mandi	Agra	Khandauli	Aligarh	Khair	Shikhohabad	Sirsaganj	Farrukhabad
Price (in Qtl)	950-1000	1000-1100	800-850	900-1000	1000-1100	1000-1100	900-1100
Arrivals (in Qtl)	800	8000	500	950	-	60	600

(Source: Agriwatch)

Technical Analysis- MCX Potato May Contract as on 26th April, 2012



Lack-lustre trading is seen in Potato Futures on MCX and NCDEX platforms with very low volumes. Since the prices are trading below its 4-day, 9-day and 18-day exponential moving averages, there is likely that prices could correct further in short term. On upper side, prices could find resistance near 1080 and 1095.

Potato Futures Market Analysis- MCX & NCDEX as on 26th April 2012

Symbol	Exchange	Delivery Center	Expiry Date	Today's Close Price	Prev Close Price	Net Change	Today's Open Interest	Previous Day Open Interest	Change
POTATO	MCX	Agra	15-May-12	1071	1074	-3	21270	21630	-360
POTATO	MCX	Agra	15-Jun-12	1122	1128.8	-6.8	24900	25290	-390
POTATO	MCX	Agra	14-Jul-12	1167	1180.3	-13.3	6930	6390	540
POTATOTRWR	MCX	Tarkeshwar	15-May-12	891.3	894.8	-3.5	9810	10230	-420
POTATOTRWR	MCX	Tarkeshwar	15-Jun-12	945	956.7	-11.7	13200	13320	-120
POTATOTRWR	MCX	Tarkeshwar	14-Jul-12	980	995.9	-15.9	1800	1860	-60
Total							77910	78720	-810

Symbol	Exchange	Delivery Center	Expiry Date	Today's Close Price	Prev Close Price	Net Change	Today's Open Interest	Previous Day Open Interest	Change
POTATO	NCDEX	Agra	18-May-12	985.9	992.9	-7	7650	7635	15
POTATO	NCDEX	Agra	20-Jun-12	1032	1039.1	-7.1	4905	5070	-165
POTATO	NCDEX	Agra	20-Jul-12	1098.7	1105.4	-6.7	1725	1650	75
Total							14280	14355	-75

Potato Prices of Fresh Variety – Mandi vs. Retail as on 25 April 2012

S. No.	Centre Name	Mandi Min Price (Rs/Qtl)	Mandi Max Price (Rs/Qtl)	Mandi Avg. Price (Rs/Qtl)	Arrival (MT.)	Retail Price (Rs/Qtl)
1	ABOHAR	800	1050	925	108	1500
2	AGRA	750	880	820	15	1400
3	AHMEDABAD	850	1150	1000	389	1300
4	AMRITSAR	700	800	750	32	1200
5	BANGALORE	1200	1400	1300	405	1800
6	BARAUT	1000	1100	1050	20	1300
7	BHOPAL	550	650	600	142	800
8	BHUBANESHWAR	900	1000	950	700	1200
9	CHANDIGARH	875	1000	938	70	1400
10	CHENNAI	1400	1600	1500	200	2000
11	DEHRADUN	800	900	850	93	1500
12	DELHI	900	1150	1025	910	1300
13	DELHI	1000	1100	1050	0	1300
14	GANGATOK	800	1000	900	5	1100
15	GUWAHATI	950	1050	1000	240	1200
16	HYDERABAD	900	1200	1000	169	1500
17	JAIPUR	850	950	905	180	1400
18	JAMMU	1000	1100	1050	72	1400
19	LUCKNOW	1000	1100	1050	30	1400
20	NAGPUR	750	1050	900	290	1400
21	NASIK	1150	1250	1210	80	1450
22	PATNA	850	950	900	75	1300
23	PUNE	1100	1150	1125	446	1200
24	RAIPUR	950	1100	1000	33	1500
25	RAIPUR	1000	1100	1055	0	1500
26	RANCHI	700	890	865	220	1200
27	SHIMLA	1600	1800	1700	22	2000
28	SRINAGAR	1040	1150	1100	150	1500

(Source: NHB)

Disclaimer

The information contained in this document has been compiled by Agriwatch from sources believed to be reliable, such as NHB, Agmarknet, etc. and directly from traders in mandis. However, users of this data are requested to use the information with due caution and crosscheck with other sources. This document is not, and should not be construed as an offer to sell or buy any commodities. This document may not be reproduced, distributed or published without the express consent of SFAC