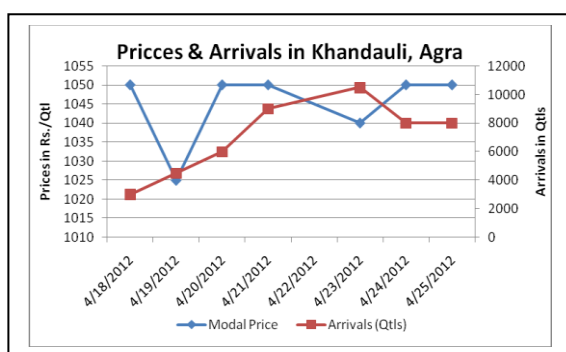


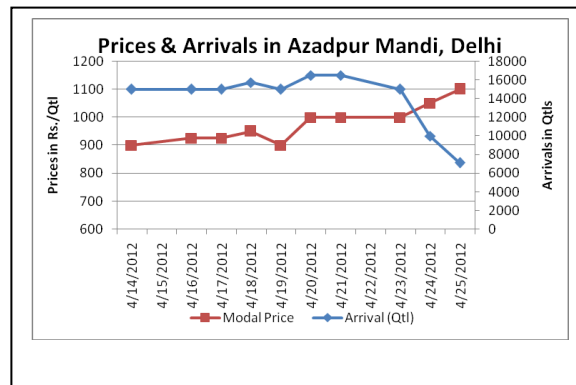
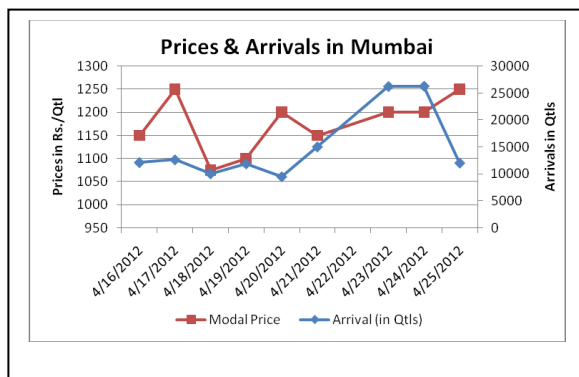
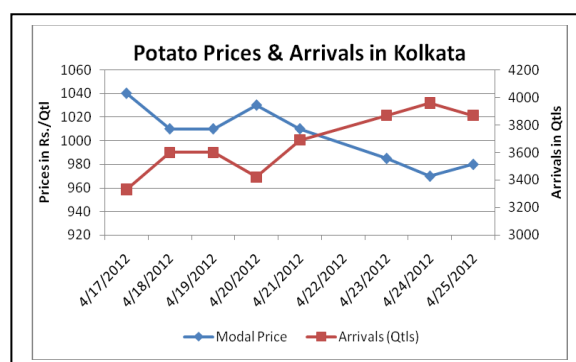
Potato Fundamentals:

- Potato prices in Producing regions have become stable near 1000-1100 from last one week and probably getting resistance from further increase.
- Potato in Begusarai region of Bihar trading in the range of 1050-1100/Qtl. Cold Stores in this region is expected to open from 1st May and traders are expecting opening prices of cold to be near 1000/Qtl.
- Daily 80-90 trucks are loading from Khandauli cold stores for different locations like Hubli, Mumbai, Belgaum and Bihar. Supply from cold store is expected to increase further in near future as prices rise.
- As per news reports, traders in Jammu & Kashmir are importing potatoes from Pakistan from the two Line of Control (LOC) trade posts of Srinagar and Poonch due to cheaper rates. Indian traders imported 150-200 trucks (10- 15 ton per truck) over the past two weeks through the Srinagar- Muzaffarabad and Poonch- Rawalkot trade posts.

Prices & Arrivals of Potato in Khandauli, Agra



Prices & Arrivals of Potato in Kolkata



Potato Prices & Arrivals in UP Mandis as on 26/04/2012

Mandi	Agra	Khandauli	Aligarh	Khair	Shikohabad	Sirsaganj	Farrukhabad
Price (in Qtl)	1000	1000-1050	1000-1100	1000	1000-1100	1000-1100	850-1000
Arrivals (in Qtl)	500	8000	500	-	250	-	3000

Potato Prices & Arrivals in UP Mandis as on 25/04/2012

Mandi	Agra	Khandauli	Aligarh	Khair	Shikohabad	Sirsaganj	Farrukhabad
Price (in Qtl)	900-1000	1050-1050	850	1000-1100	1000-1100	1100-1200	900-1100
Arrivals (in Qtl)	400	8000	500	1050	-	-	1500

(Source: Agriwatch)

Technical Analysis- MCX Potato May Contract as on 27th April, 2012



Lack-lustre trading is seen in Potato Futures on MCX and NCDEX platforms with very low volumes. Since the prices are trading below its 9-day and 18-day exponential moving averages, there is likely that prices could correct further in short term. On upper side, prices could find resistance near 1080 and 1095. Closing above 1100 would attract further buying in potato futures contracts.

Potato Futures Market Analysis- MCX & NCDEX as on 27th April 2012

Symbol	Exchange	Delivery Center	Expiry Date	Today's Close Price	Prev Close Price	Net Change	Today's Open Interest	Previous Day Open Interest	Change
POTATO	MCX	Agra	15-May-12	1072.2	1068	4.2	20460	21270	-810
POTATO	MCX	Agra	15-Jun-12	1130	1121.5	8.5	24240	24900	-660
POTATO	MCX	Agra	14-Jul-12	1181.5	1166.8	14.7	7740	6930	810
POTATOTRWR	MCX	Tarkeshwar	15-May-12	901	890.9	10.1	9240	9810	-570
POTATOTRWR	MCX	Tarkeshwar	15-Jun-12	956	946	10	13050	13200	-150
POTATOTRWR	MCX	Tarkeshwar	14-Jul-12	990	985.4	4.6	1860	1800	60
Total							76590	77910	-1320

Symbol	Exchange	Delivery Center	Expiry Date	Today's Close Price	Prev Close Price	Net Change	Today's Open Interest	Previous Day Open Interest	Change
POTATO	NCDEX	Agra	18-May-12	990	982.9	7.1	7260	7650	-390
POTATO	NCDEX	Agra	20-Jun-12	1036.8	1034.2	2.6	4845	4905	-60
POTATO	NCDEX	Agra	20-Jul-12	1108.9	1100.3	8.6	1695	1725	-30
Total							13800	14280	-480

Prices have marginally increased on Futures Exchange platform ranging from 4-10/Qtl with no major change in Open Interest. It indicates uncertainty about prices movement in near future.

Potato Prices of Fresh Variety – Mandi vs. Retail as on 26 April 2012

S. No.	Centre Name	Mandi Min Price (Rs/Qtl)	Mandi Max Price (Rs/Qtl)	Mandi Avg. Price (Rs/Qtl)	Arrival (MT.)	Retail Price (Rs/Qtl)
1	ABOHAR	880	1050	965	95	1500
2	AGRA	800	950	875	135	1400
3	AHMEDABAD	800	1150	950	347	1400
4	AMRITSAR	780	860	800	28	1200
5	BARAUT	900	1000	950	20	1200
6	BHOPAL	600	700	650	120	800
7	BHUBANESHWAR	1000	1100	1050	500	1350
8	CHANDIGARH	938	1063	1000	80	1200
9	CHENNAI	1400	1600	1500	220	2000
10	DELHI	880	1150	1025	887	1300
11	DELHI	1000	1100	1050	0	1200
12	GANGATOK	750	1350	1050	2.5	2000
13	GUWAHATI	1000	1100	1050	240	1300
14	JAMMU	1000	1100	1050	72	1400
15	LUCKNOW	900	1050	975	48	1200
16	NAGPUR	1000	1250	1125	250	1400
17	PUNE	1000	1200	1100	413	1400
18	RAIPUR	1000	1100	1050	35	1500
19	RAIPUR	1000	1100	1050	0	1500
20	RANCHI	715	900	875	200	1200
21	SHIMLA	1600	1800	1700	20	2000
22	SRINAGAR	1000	1130	1080	170	1500
23	SURAT	1000	1100	1050	200	1600
24	TRIVENDRUM	1800	2100	1900	17	2500

(Source: NHB)

Disclaimer

The information contained in this document has been compiled by Agriwatch from sources believed to be reliable, such as NHB, Agmarknet, etc. and directly from traders in mandis. However, users of this data are requested to use the information with due caution and crosscheck with other sources. This document is not, and should not be construed as an offer to sell or buy any commodities. This document may not be reproduced, distributed or published without the express consent of SFAC



SFAC
लघु कृषक
कृषि व्यापार संघ

Small Farmers'
Agribusiness
Consortium



AGRIWATCH