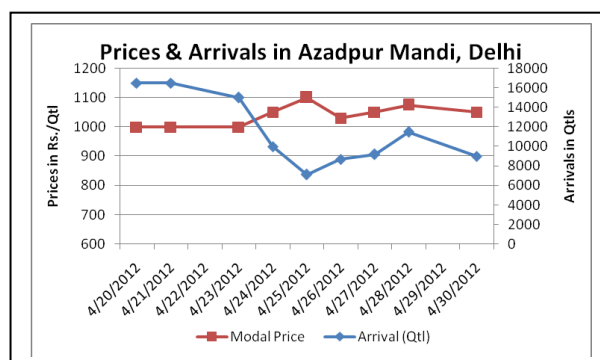
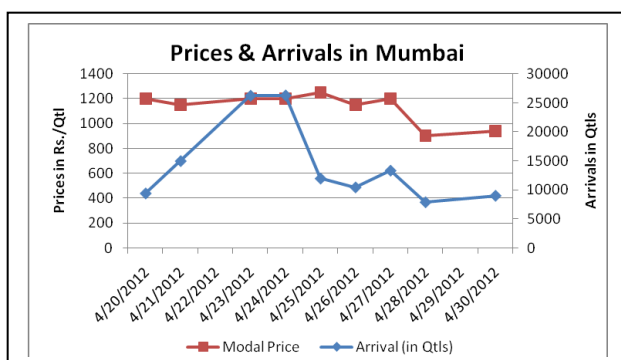
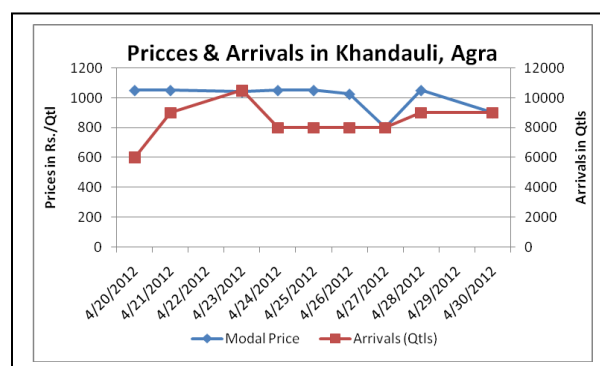
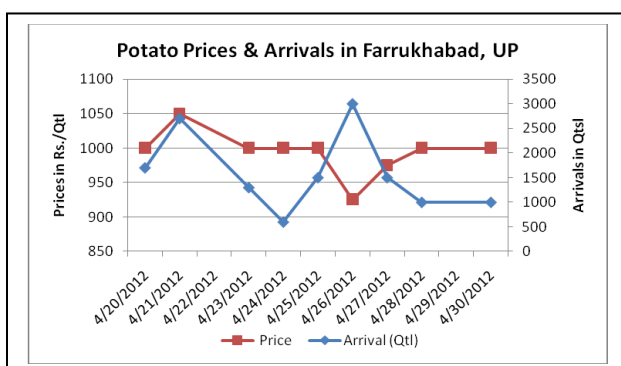


Potato Fundamentals:

- Potato prices hit upper circuit of 4% on 2nd May but could not able to continue its momentum today on MCX and closed marginally up by Rs. 5-10/Qtl. Open Interest also decreased today suggesting mix activity of short covering and Long liquidation at higher levels.
- Traders are optimistic about potato prices and expect further increase in near future due to stable demand and restricted supply.
- Now focus has shifted to Cold stores supply from Khandauli, Farukhabad and Agra where most of the cold are located and grower's behavior at these prices. Farmer's are regularly selling their potatoes from these cold though in small quantity.
- As per trader's information Potato sowing could be delayed in Ooty region of Karnataka due to insufficient rain.

Potato Prices and Arrivals in Producing and Consumption Centers



(Source: Agriwatch)

Potato Prices & Arrivals in UP Mandis as on 01/05/2012

Mandi	Agra	Khandauli	Aligarh	Khair	Shikohabad	Sirsaganj	Farrukhabad
Price (in Qtl)	1050-1100	1000-1100	850-900	1000	-	1000-1100	900-1100
Arrivals (in Qtl)	600	13500	500	NA	-	600	750

Potato Prices & Arrivals in UP Mandis as on 30/04/2012

Mandi	Agra	Khandauli	Aligarh	Khair	Shikohabad	Sirsaganj	Farrukhabad
Price (in Qtl)	1000-1100	800-1000	850-900	1000	900-1000	1000-1150	900-1100
Arrivals (in Qtl)	400	9000	500	-	300	-	1000

(Source: Agriwatch)

Technical Analysis- MCX Potato May Contract as on 3rd May, 2012



(Source: Agriwatch Research)

May contract of Potato-Agra at MCX have made evening star pattern after a big white candle suggesting lack of clarity among markets participants. Prices closed marginally up but with decrease in Open interest as visible in below table. It shows some participants have booked profit through long liquidation while some have booked loss through short covering.

Potato Futures Market Analysis- MCX & NCDEX as on 3rd May 2012

Symbol	Exchange	Delivery Center	Expiry Date	Today's Close Price	Prev Close Price	Net Change	Today's Open Interest	Previous Day Open Interest	Change
POTATO	MCX	Agra	15-May-12	1115.8	1110.8	5	17910	19020	-1110
POTATO	MCX	Agra	15-Jun-12	1183	1172.9	10.1	23220	24300	-1080
POTATO	MCX	Agra	14-Jul-12	1254.8	1230.2	24.6	8670	8520	150
POTATOTRWR	MCX	Tarkeshwar	15-May-12	916.5	922.5	-6	8610	9390	-780
POTATOTRWR	MCX	Tarkeshwar	15-Jun-12	975	973.7	1.3	12930	13020	-90
POTATOTRWR	MCX	Tarkeshwar	14-Jul-12	1021	1009.2	11.8	2760	1860	900
Total							74100	76110	-2010

Symbol	Exchange	Delivery Center	Expiry Date	Today's Close Price	Prev Close Price	Net Change	Today's Open Interest	Previous Day Open Interest	Change
POTATO	NCDEX	Agra	18-May-12	1037	1024	13	6945	7860	-915
POTATO	NCDEX	Agra	20-Jun-12	1092.1	1071.9	20.2	4365	4575	-210
POTATO	NCDEX	Agra	20-Jul-12	1177	1144.3	32.7	1920	2055	-135
Total							13230	14490	-1260

On NCDEX Platform it is clearly visible in the above table from price and OI movement that short covering has happened in the market and traders expect further price increase in near future.

Potato Prices of Fresh Variety – Mandi vs. Retail as on 2nd May 2012

S. No.	Centre Name	Mandi Min Price (Rs/Qtl)	Mandi Max Price (Rs/Qtl)	Mandi Avg. Price (Rs/Qtl)	Arrival (MT.)	Retail Price (Rs/Qtl)
1	ABOHAR	850	1070	960	88	1500
2	AGRA	850	970	910	120	1500
3	AHMEDABAD	850	1150	1000	220	1300
4	AMRITSAR	800	1000	900	25	1200
5	BANGALORE	1300	1400	1350	360	2000
6	BARAUT	900	1000	950	18	1300
7	BHOPAL	550	650	600	84	800
8	CHANDIGARH	1000	1250	1125	60	1600
9	CHENNAI	1700	1800	1750	160	2400
10	DELHI	900	1150	1025	1061	1300
11	DELHI	1050	1100	1080	0	1200
12	GANGATOK	1200	1600	1500	4	1600
13	GUWAHATI	1050	1150	1100	240	1300
14	HYDERABAD	1000	1400	1200	170	1700
15	JAIPUR	800	900	860	220	1400
16	JAMMU	1000	1100	1050	63	1500
17	KOLKATA	980	1000	990	342	1200
18	LUCKNOW	1125	1275	1200	40	1500
19	MUMBAI	1150	1350	1225	1208	1400
21	NAGPUR	1000	1200	1100	250	1500
22	NASIK	1150	1250	1210	100	1450
23	PATNA	900	1000	950	60	1350
24	PUNE	1200	1400	1300	650	1600
25	RAIPUR	1000	1100	1040	37	1500
26	RANCHI	700	900	880	200	1200
27	SHIMLA	1500	1800	1600	22	2000
28	SRINAGAR	900	1060	1000	180	1500
29	TRIVENDRUM	1700	2000	1850	18	2400

(Source: NHB)

Disclaimer

The information contained in this document has been compiled by Agriwatch from sources believed to be reliable, such as NHB, Agmarknet, etc. and directly from traders in mandis. However, users of this data are requested to use the information with due caution and crosscheck with other sources. This document is not, and should not be construed as an offer to sell or buy any commodities. This document may not be reproduced, distributed or published without the express consent of SFAC



SFAC
लघु कृषक
कृषि व्यापार संघ

Small Farmers'
Agribusiness
Consortium



AGRIWATCH